

TRIUMPH TRUMPETER

OFFICIAL NEWSLETTER OF
THE DESERT CENTRE – TRIUMPH REGISTER OF AMERICA
Founded: 1980



Triumph Register of America

◀ Back



GT6 MkIII

August 2021

Vol 41, Issue 8

<http://www.dctra.org>

Copyrighted by DCTRA August 2021

NEXT CLUB MEETING

August 10, 2021

Meet us for dinner / social @ 6: p.m.

Denney's Restaurant

3315 Scottsdale Road; Tempe, AZ

2021 CLUB OFFICERS

President

John Heisser
623-363-3616
johnheisser@cox.net

Secretary

Mary White
518-265-3844
spook2488@yahoo.com

VP & Events

John Nuss
602-989-0363
jknuss@live.com

Treasurer

Armand LaCasse
602-525-2602
big.blue.truck@live.com

2021 Appointees

Historian

Armand LaCasse
602-525-2602
big.blue.truck@live.com

Tech Advisors

Armand LaCasse
602-904-1037
big.blue.truck@live.com

Triumphest Co-ordinator

Ron Cole
623-229-3997
ronlewiscole@gmail.com

Membership

Marvin Miller
602-380-5564
Miller2993@cox.net

Webmaster

Dave Riddle
480-610-8234
dave@microworks.net

Newsletter Editor

George M Montgomery
480-295-9317
georgemonty32@gmail.com

ADVERTISING

ONE YEAR placement in the newsletter **AND** a link on the www.dctra.org **website:**

AD SIZE – COST

FULL PAGE....\$100

¼ PAGE.....\$ 35

½ PAGE.....\$60

BUSINESS CARD....\$25

Cover: The GT6, I feel, is one of the most aesthetically appealing body styles Triumph makes.

Prez Sez – August 2021

John Heisser, President

I just got back from my vacation it was really great seeing family and visiting some friends. I visited with 2 cousins that I haven't seen for many, many years, and a college friend I haven't seen since our twenties. I guess the pandemic's effect on me is that life is short and reconnecting with good people from the past is important. My vacation was a road trip of 5,600 + miles, over 125 hours driving time, many of the 8 days were 700 + miles, would I do it again? Yes! However, with these changes, have a destination of a point of interest everyday such as a museum, limit daily travel to around 400 miles, 500 maximum and do not limit the route to the most direct to the final destination.

I encountered a couple of Triumphs along the way, both pictured here. Both are one owner, the boat is my brother's like our cars it's no longer manufactured, unlike our cars it wasn't manufactured by British Leyland, hence it still floats and has no electrical issues!



The Tr4A IRS is owned by David Fort a co-worker of my nephew. As the story goes David talked his sister into buying this car new, knowing she would not like it and he would probably end up with it. Not sure if she gave it to him or money changed hands. I have 3 sisters and none of them ever had as cool of a car as a TR4, although one did sell me my first car, 1960 Ford Falcon, yes we are still talking! David raced the car for several years at Road Atlanta, it has been restored to its beautiful present condition due to a recent accident. I got to go for a quick ride both time wise and speed, the engine has a big bore kit and runs really strong.

I wanted to make a few other stops concerning Triumphs or attend a Triumph club meeting but ran out of time. On my way home I drove to Upper Peninsula Michigan, specifically to visit Painted Rocks National Lake Shore along the southern shore of Lake Superior.

What a beautiful place, took a 2 hour boat tour of the area, than was able to hike to some beach areas and a old Coast Guard station and lighthouse. We live in such an interesting and beautiful country! Hope you will plan some road trips in the future and drive your Triumphs. There are so many clubs all over the country that you never have to worry about breaking down because help would probably be just a phone call away. I plan on getting my TR8 in good enough shape to go on some long road trips. Remember former club member and President Stu Laswell drove his TR3 to the east coast and back! Thanks John Nuss for filling in for me at the last club meeting. If anyone has an idea or a concern that you want me to put in this column please feel free to call or email me. Hope all of you are safe and in good health. I look forward to seeing many of you at the next meeting. Thx, John

EDITOR'S DESK

George M Montgomery, Editor

I have very little to write about this month. In part because it has been a dead month, activity wise. There have been no car shows, no breakfast runs, nor technical workshop events. If there have been, I haven't heard of them and haven't received any story and photos of such. We have several new members that could bestow upon us introductory stories about their experiences with sports cars and Triumphs. These are new folks and probably not experienced with our routine. I feel therefore, it is my duty and responsibility to call or contact them to explain and request such a story.

I had my two grandsons here for a couple of weeks each during the month of July. Spending time with them distracted me from my duties and I did not get around to working on the newsletter until the last week of the month. I did send out three emails requesting a story and photos. One was an invalid email address. One did not answer me and the third was going to be out town until October, but he would like to have something then. I should not have waited so late. That points out a problem I've suffered with to varying degrees for most of my life: procrastination.

Just as Charisse and I got our COVID-19 vaccinations and most of the people in our neighborhood, we began to feel it was safe to go out to restaurants and other places where people gathered. But the number of Arizonians getting vaccinated slowed down. It is less than half of the people have been vaccinated while 90% is necessary for "herd immunity". Now we find a new variant of the original virus has been spreading at a much faster than the original virus, and it is more severe. We now know that even people who have had both shots may not be immune or being carriers. They can still spread the disease to others who have not been vaccinated.

We find two of our neighbors do not believe in the vaccine and do not wear masks. They think the whole virus idea is a hoax. These folks have been coming to our clubhouse to play billiards, cards and our Saturday morning coffee and donut sessions for several weeks. They now have the virus not severe yet but bed ridden for the past week. I hope they will not be hospitalized but I'm concerned about who else they might have spread it to.

On a lighter note, it appears our Triumphfest activities are developing as they should. If everyone will get their vaccination and we wipe out this new Delta variant, we should have an exceptional attendance with everyone wanting to get out for a road trip to beautiful Flagstaff and have some fun.

We have another business meeting in a week and a half on Tuesday the 10th. I hope to see you there. I will be, with my mask on.

George

Interesting Information

If you are right handed, you will tend to chew your food on the right side of your mouth.

If you are left handed, you will tend to chew your food on the left side of your mouth.

To make half a kilo of honey, bees must collect nectar from over 2 million individual flowers

Heroin is the brand name of morphine once marketed by 'Bayer'.



Minutes

Desert Centre Triumph Register of America DCTRA Meeting Minutes

July 13, 2021

The July meeting of DCTRA was held @ Denny's Restaurant Scottsdale Rd. The meeting was called to order @ 7:05 p.m. by John Nuss, Vice President in the absence of John Heisser.

Members present: Julian & Kerry Anderson, Cal Busenitz, John Carroll, Ron Cole, Howard Daughters, Scott Drysdale, Ron Gurnee, John Horton, Craig Kastroll, Chuck Kerzan, Mary White, Randy Koontz, Armand La Casse, Bob Mazer, Marv Miller, George Montgomery, John & Kathy Nuss, Roger Prior, Tim Reiling, John Reynolds, Craig Kenyan, Brandon Sweirs & Amanda LaCasse-Sweirs. Joining online via Zoom: Jim Bauder, Bob Duffy, Michael & Jacqueline Divine.

Guests: Neal Winter visiting tonight & planning to join the club this evening. Neal has a '80 Spitfire. Knox Klepper joined our meeting again this evening. Knox is George Montgomery's 11 year old grandson.

New Members: 4 new members In attendance this evening - Scott Drysdale who owns a Spitfire. Howard Daughters who owns a '72 Spitfire. And Brandon & Amanda. Amanda first attended a club meeting when she was 7 years old with her father, Armand LaCasse.

Minutes: Last month's minutes approved as they appear in The Newsletter.

Treasurer's Report: Armand LaCasse reporting several new memberships and Triumphest registrations this month.

Newsletter: George Montgomery is happy to see the new members for the Meet Our Members section of our newsletter.

Technical: Julian Anderson described his gas strut conversion on his '78 Spitfire that didn't go so well.

Old Business: Ron Gurnee has received a donation of Micrometers from the son of Bob Hoenshelt. Following a discussion, it was decided that this should be put into The Auction @ Triumphest in October.

Triumphest Report: Ron Cole reporting we now have 39 registrations - 42 cars. Still shooting for 150 and seem to be on track for that based upon our Triumphest 2017.

New Business: Marv Miller suggesting the club order more windscreen stickers, which are given to all new members and could be purchased by existing members. Decision made to order 150 more @ 55 cents each.

Motion to adjourn @ 7:35 p.m.

Respectfully Submitted

Mary A White Secretary

August 2021 Membership Report:

Two new members joined our ranks at the July 13 meeting. Howard Daughters from Sun City joined with his 1972 Spitfire. Howard recently acquired this car and is now experiencing clutch/transmission problems. Also at the meeting was new member Scott Drysdale who owns a 1973 Spitfire from Tempe. Scott is anxious to learn about his car and is considering modifying the carburetion for superior performance.

These two new members bring club memberships to 112 with 161 members.

An order was placed with our vendor for 150 DCTRA windscreen stickers. This quantity should allow members who have replaced their windscreen or acquired another Triumph to renew their stickers as well as some "give-aways" for club promotion. The stickers are clear with blue graphics.

Marv Miller
Membership
miller2993@cox.net
(602) 380-5564

Application form on page 21

Calendar of Events

DCTRA & British Auto Events 2021:

August 10th, 2021 -- DCTRA Business Meeting – **In-Person Meeting Again**

Sep 14-18th, 2021—VTR National Meet, Edmond, OK

Sept 30-Oct 3rd—6-Trials, Richmond, VA

October 8th & 9th – Beeline Cruise-In Car Show, Payson, AZ

Oct 14-16th, 2021 --Triumphfest 2021, Flagstaff, AZ

Regular Occurrence Events **Status of All Events Are Unknown Presently**

~~Hunts Donuts—3rd Thursday University and the Loop 101~~

~~Cruz'n at Phil's—(every Sunday) Phil's Filling Station Fountain Hills, AZ~~

~~Cars N Coffee—1st Saturday of the month, Mayo Blvd & Scottsdale Rd~~

~~Cars N Coffee—2nd Saturday of the month, Alpio's at Troon~~

~~Cars N Coffee—3rd Saturday of the month, Penske Auto Museum~~

~~Pavilions McDonald's—every Saturday night. 101 & Indian Bend.~~

NEXT CLUB MEETING Business Meeting Starts @ 7:00 p.m.
August 10, 2021, in-person a Zoom link will be sent out also.

Technical Corner

Different Types of Automotive Fasteners & Their Uses

Editor's note: This article was furnished by Jim Bauder in March 2016)

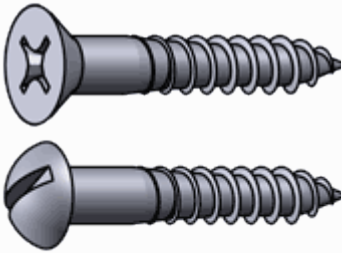
Every car is in essence numerous pieces of metal that are held together by an even greater amount of varying fasteners. Some of these fasteners are pretty common but you will occasionally come across a fastener that you can't identify readily. These types of fasteners are potentially aggravating to find mostly because there's a good chance even if you could (or already knew what it was) the people you speak to in order to find the right driver might not know what you're talking about. I experienced this last week.

About a week ago when working on a Volkswagen Rabbit I came across a style of fastener I don't see too much of. In fact, I needed to look up this fastener name just to make sure that I was referring to it correctly. The fastener type is called a triple square and it's basically a 12 point torx set. Volkswagen decided to use this style drive as a counter hold for the sway bar links as well as the pinch bolt for the front strut assemblies. Anyone who works religiously on these cars likely already has a socket set just for dealing with these types of fasteners. Some people claim you can simply use an over sized torx socket but being that a triple square is a security style fastener you run a high risk of stripping it out and that would not be a good time.

I already knew that I was going to have a difficult time finding a set in order to complete work on this car. Triple square fasteners are not common and even fewer people know what they are actually called. I've heard them referred to as a "12 point torx bit" or "the thing that has the 12 point drive". When you're looking for a specific tool to remove a fastener it is extremely helpful to know exactly what the drive type is called. That particular day I called at least a dozen places and stopped into at least two dozen stores. During that stretch of time and the massive amount of aggravation I experienced I was able to find one person in one store who knew what I was talking about. The only reason why they knew what I was talking about is because that person owned and did work on their VW.


I wasted about two hours of time because no one knew what I was talking about. This is definitely not going to be the case for most styles of fasteners you will find. However, there is always the potential for that one fastener to completely ruin your day when you are making a repair. I found this nice spread of fastener style and drive types this past weekend and I think it's a valuable resource. It doesn't have the triple square that I had to deal with but it covers most of the common ones you will come across. This is a great reference for anybody working on their vehicle and more.

Fastener Style



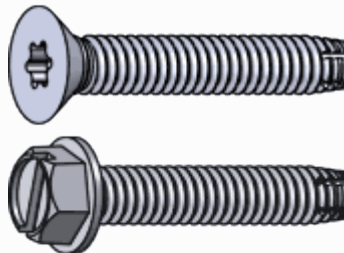
Wood Screws

Screws with a smooth shank and tapered point for use in wood.
Abbreviated WS



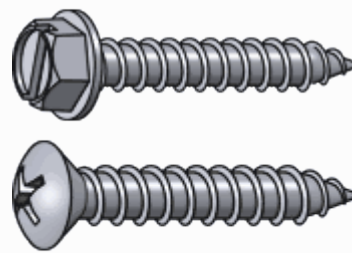
Machine Screws

Screws with threads for use with a nut or tapped hole.
Abbreviated MS



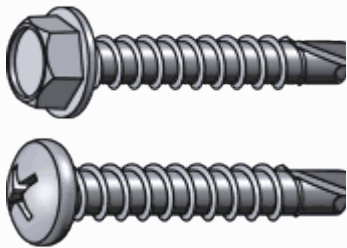
Thread Cutting Machine Screws

Machine screws with a thread cutting (self tapping) point.



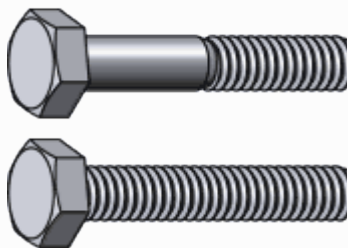
Sheet Metal Screws

Fully threaded screws with a point for use in sheet metal.
Abbreviated SMS



Self Drilling SMS

A Sheet metal screw with a self drilling point.




Hex Bolts

Bolts with a hexagonal head with threads for use with a nut or tapped hole.
Abbreviated HHMB or HXBT




Carriage Bolts

Bolts with a smooth rounded head that has a small square section underneath.




Lag Bolts

Bolts with a wood thread and pointed tip.
Abbreviated Lag



Socket Screws

Socket screws, also known as Allen head are fastened with a hex Allen wrench.



Set Screws

Machine screws with no head for screwing all the way into threaded holes.



Eye Bolts

A bolt with a circular ring on the head end. Used for attaching rope or chain.




Eye Lags

Similar to an eye bolt but with wood threads instead of machine thread.



U-Bolts

Bolts in U shape for attaching to pipe or other round surfaces. Also available with a square bend.



J-Bolts

J shaped bolts are used for tie-downs or as an open eye bolt.



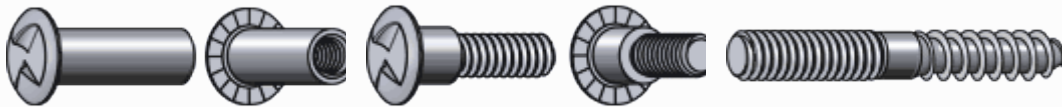
Shoulder Bolts

Shoulder bolts (also known as stripper bolts) are used to create a pivot point.



Elevator Bolts

Elevator bolts are often used in conveyor systems. They have a large, flat head.



Sex Bolts

Sex bolts (a.k.a. barrel nuts or Chicago bolts) have a female thread and are used for through bolting applications where a head is desired on both sides of the joint.

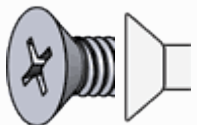
Mating Screws

Mating screws have a shoulder that matches the diameter of the sex bolts they are used with.

Hanger Bolts

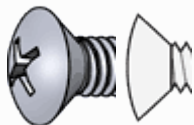
Hanger bolts have wood thread on one end and machine thread on the other end.

Head Styles



Flat

A countersunk head with a flat top.
Abbreviated FH



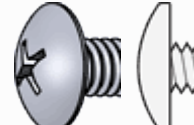
Oval

A countersunk head with a rounded top.
Abbreviated OH or OV



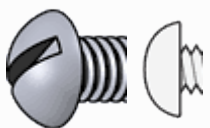
Pan

A slightly rounded head with short vertical sides.
Abbreviated PN



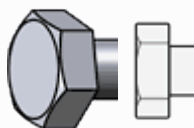
Truss

An extra wide head with a rounded top.



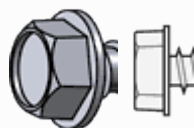
Round

A domed head.
Abbreviated RH



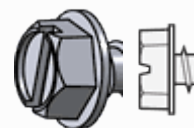
Hex

A hexagonal Head.
Abbreviated HH or HX



Hex Washer

A hex head with built in washer.



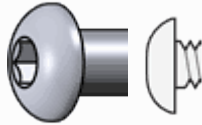
Slotted Hex Washer

A hex head with built in washer and a slot.



Socket Cap

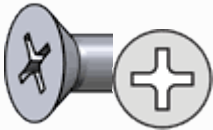
A small cylindrical head using a socket drive.



Button

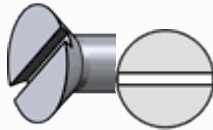
A low profile rounded head using a socket drive.

Drive Types



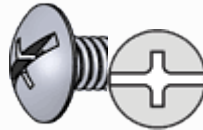
Phillips and Frearson

An X shaped drive.
Abbreviated PH



Slotted

A slot in the head.
Abbreviated SL



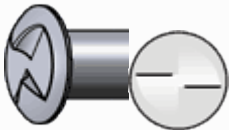
Combination

A combination of slotted and Phillips drives.
Abbreviated Combo



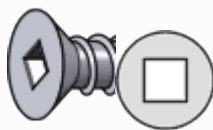
Socket, Hex or Allen

A hexagonal hole for use with an Allen wrench.



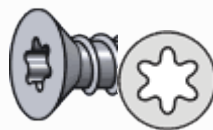
One Way

Installs with a normal slotted driver but can not be removed without special tools.



Square

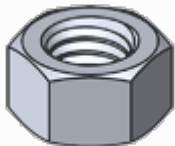
Also known as Robertson drive.
Abbreviated SQ or SD.



Torx

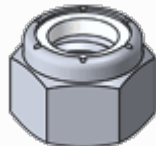
A six-pointed star pattern, specifically designed to prevent cam-out and stripped heads.

Nut Types



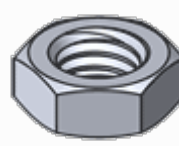
Hex

A six sided nut. Also referred to as a finished hex nut.



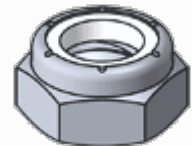
Nylon Insert Lock

A nut with a nylon insert to prevent backing off. Also referred to as a Nylock



Jam

A hex nut with a reduced height.



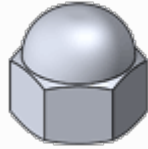
Nylon Insert Jam Lock

A nylock nut with a reduced height.



Wing

A nut with 'wings' for hand tightening.



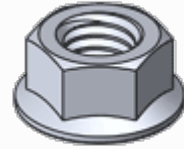
Cap

A nut with a domed top over the end of the fastener.



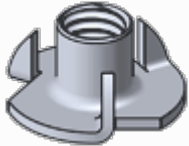
Acorn

Acorn nuts are a high crown type of cap nut, used for appearance.



Flange

A nut with a built in washer like flange.



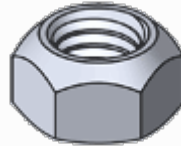
Tee

A nut designed to be driven into wood to create a threaded hole.



Square

A four sided nut.



Prevailing torque lock

A non-reversible lock nut used for high temperature applications



K-Lock or Kep

A nut with an attached free-spinning external tooth lockwasher.



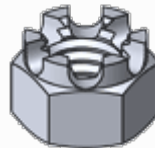
Coupling

Coupling nuts are long nuts used to connect pieces of threaded rod or other male threaded fasteners.



Slotted

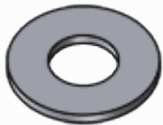
Slotted nuts are used in conjunction with a cotter pin on drilled shank fasteners to prevent loosening.



Castle

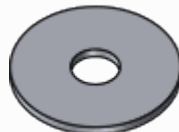
Castle nuts are similar to slotted nuts but with the slots in a rounded section above the main nut.

Washer Types



Flat

A flat washer used to distribute load. Available in SAE, USS, and other patterns.



Fender

An oversize flat washer used to further distribute load especially on soft materials.



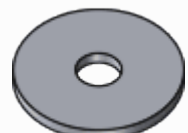
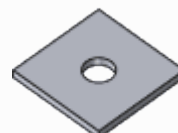
Finishing

A washer used to obtain a 'finished' look. Usually used with oval head screws.



Split Lock

The most common style of washer used to prevent nuts and bolts from backing out.

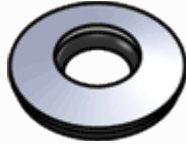


External Tooth Lock

A washer with external 'teeth' Used to prevent nuts and bolts from backing out.

**Internal Tooth Lock**

A washer with internal 'teeth' Used to prevent nuts and bolts from backing out.

**Square**

A square shaped washer.

Dock

Dock washers have a larger outside diameter and are thicker than standard.

Ogee

Thick, large diameter, cast iron washers with a curved or sculpted appearance. Typically used in dock and wood construction

Sealing

A neoprene washer bonded to a metal backing. Used to seal out air/water or dampen noise and vibration.

About the Author

Gareth runs the BMW catalog at FCP Euro, he can be reached at gareth@fcpeuro.com

Our web master


HTTP://WWW.MICROWORKS.NET

DAVID W. RIDDLE
Parts at cost & 20% discount on labor to
DCTRA Members

PO Box 30724
MESA, AZ 85275-0724

TEL: 480-610-8234
DAVE@MICROWORKS.NET

Triumphest 2021




TRIUMPHEST 2021

Flagstaff Arizona

October 14-15-16-17 2021

Triumphest provides the thrill of driving our TR's to a destination just like the "old days" At the Triumphest we will enjoy 'Funcours', Autocross, Funkhana, Awards Banquet, Tech Session, and opportunity to meet with our Triumph friends, what a great time !




Hosted by
Desert Centre Triumph Register of America
www.triumphest.com

Triumphest 2021 Events



Funcours Car Show



Autocross

Funkhana

Tech Session

Hospitality Party

Banquet

Awards

Raffle prizes

Vendors

Rallies

Regalia

Model/Photo Contest

Walking Tours

Scenic Drives

Dinner Cruises in your TR



Triumphfest 2021 October 14 – 17, 2021

Flagstaff, Arizona

Hosted by the Desert Centre Triumph Register of America

Please print clearly

Club Affiliation

Name: _____ Email: _____

Address: _____ Phone: _____

City: _____ State/Zip: _____

Others in your party (Co-driver) Name(s) _____

What car(s) are you bringing?

Car 1 Model _____ Year: _____ Series: _____ Trailering? Yes/No _____

Car 2 Model _____ Year: _____ Series: _____ Trailering? Yes/No _____

Activity Registration (Registration includes two people & one car and is non-refundable) **Each Subtotal**

Registration, postmarked by 9/16/2021 \$110.00 \$ _____

Late registration postmarked by 10/1/2021 (No regalia orders after 9/16/2021) \$130.00 \$ _____

Additional cars (as noted in car info above) \$30.00 \$ _____

Welcome Mixer (Friday night) No charge for two people. Additional people \$20.00 each \$20.00 \$ _____

Awards Banquet (Saturday evening – per person) _____

Pistacio Encrusted Chicken \$46 _____ Prime Rib \$55 _____ Grilled Market Vegetables \$40 _____ \$ _____

Autocross: _____ Scenic Drive: _____ Driving Rally: _____ Walking Rally: _____ Photo Contest: _____

Model Contest: _____ Funkhana: _____ Funcoours: _____ Craft Contest: _____ Tech session: _____

Regalia (Please indicate quantity) **Each Subtotal**

	S	M	L	XL	Each	XXL	Each	Subtotal
Men's sandstone polo shirt (embroidered)					\$20.00		\$23.00	\$ _____
Women's sandstone polo shirt (embroidered)					\$20.00		\$23.00	\$ _____
Men's light blue polo shirt (embroidered)					\$20.00		\$23.00	\$ _____
Women's light blue polo shirt (embroidered)					\$20.00		\$23.00	\$ _____
Men's light blue denim, long sleeve (embroidered)					\$25.00		\$28.00	\$ _____
Women's light blue denim, long sleeve (embroidered)					\$25.00		\$28.00	\$ _____
Sandstone T-shirt, short sleeve (screened)					\$10.00		\$13.00	\$ _____
Light blue T-shirt, short sleeve (screened)					\$10.00		\$13.00	\$ _____
Ball Cap	Qty				\$20.00			\$ _____
Lapel Pin (1 inch)	Qty				\$5.00			\$ _____
Embroidered patch	Qty				\$6.00			\$ _____
Additional dash plaque	Qty				\$2.00			\$ _____

Check/Money Order payable to: DCTRA **Grand Total \$ _____**

Send Registration to: DCTRA Triumphfest, 2325 S Gold Ore Court, Apache Junction, AZ 85119

Questions? Call Ron's cell (623)229-3997 email: ronlewiscoble@gmail.com

Registrar: Kathy's cell (480)815-1407 email: ttest2021@gmail.com

Triumphfest website: <http://www.triumphfest.com>

Hotel Accommodations: Little America, 2515 E Butler Ave. Flagstaff, AZ 86004 Reservations: call 1-800-940-8528 to

make your room reservation. Mention "Triumphfest 2021" to receive negotiated room rates.

Release: All members of your party 18 or older must sign this release form before your registration can be accepted.

I/We, the undersigned, release, waive discharge and covenant not to sue collectively and separately, the Desert Centre Triumph Register of America, its officers, event organizers and sponsors of Triumphfest 2021, holding them free from all liability for any and all loss or damage and any claim due to injury to persons or property resulting from my/our participation in Triumphfest 2021. Proof of car insurance and a valid driver's license required to participate in all moving events and the Funcoours. I hereby assume full responsibility for, but not limited to, risk of bodily harm, death, or property damage during the Triumphfest 2021 event.

Signature(s): _____ Date: _____

2021 Beeline Cruise-In CAR SHOW

Brought to you by the **Rim Country Classic Auto Club**

Friday, October 8th & Saturday, October 9th

Friday, October 8th Pre-Registration, Cruise, Burger Burn at Rumsey Park, 400 N. McLane Rd., Payson, AZ

Saturday, October 9th Car Show at Green Valley Park, 1000 W. Country Club Dr., Payson, AZ

Masks may still be required at the time of show - come prepared.



VEHICLE REGISTRATION FORM

Registration of 1996

or OLDER Vehicles + (New this Year) Rat Rods.

Early registration \$35. After September 25th. \$40.

We prefer checks through the mail. Your entry includes: Entry, One FREE T-Shirt, Cruise & Dash Plaque (for first 250 entries).

This is a rain or shine event.

Send this completed entry with check payable to:

RCCAC ADMINISTRATION, P.O. Box 2583, Payson, AZ 86047

Your entry will be confirmed within 3 weeks of receipt.

BURGER BURN at Rumsey Park is \$8.00 per person.

Burger Burn tickets are only available thru this registration form.

Registration form and money need to be received in the mail by Oct. 6th for tickets!

Car Show Registration Information: Ken Tozi 928-970-1700

Rat Rod note: Under Vehicle: Model of car, write in Rat Rod

EVENT	FEE EACH	QTY.	TOTAL
Car Show Entry	\$35.00	1	\$35.00
Includes 1 FREE T-Shirt	also		
Friday Burger Burn	\$8. ea.		
NO day of event tickets			
Extra T-Shirt order			
SM M L XL	\$17. ea.		
(ADD \$3 for larger sizes)			
2X 3X 4X	\$20. ea.		
TOTAL			
T-Shirts at the show will be \$20.00 ea. + \$3. for the larger sizes			
Parking preference: (See rules below)			
Grass Area			(no early departures allowed)
Blacktop			(can leave early if needed)

First Name _____ Last Name _____

Address _____

City _____ State _____ Zip _____

Land Line Phone _____ Cell Phone _____

Email/s _____

Club Affiliation _____

Vehicle: Make _____ Year _____ Model _____ Color _____

Parking - RULES OF THE CAR SHOW: Please read the fine print below for more information.

LEAVING THE SHOW: If you elect to park on the grass, leaving the show before the conclusion of awards is PROHIBITED.

You will only leave when the show is over and trophies have been awarded. Follow de-parking helpers directions.

If you elect to leave at your own discretion you must park on pavement initially. See above **Parking preference** in box.

Signature _____ Date _____

Your signature verifies acceptance of the disclaimer below.

In consideration of the acceptance of the right to participate, entrants, participants and spectators, by execution of this entry form release and discharge Town of Payson, Green Valley Park, Rumsey Park and/or Rim Country Classic Auto Club, and any of their officers, directors and representatives and/or anyone else connected with the management from any and all known damages, injuries, losses, judgments, and/or claims from any cause whatsoever that may be suffered by any entrant to his person or property. Further, each entrant expressly agrees to indemnify all the foregoing entities, firms, person and bodies of and from any and all liability occurred or resulting from conduct of entrants of any participant assisting or cooperation with entrant and under the direction of control of entrant. Photos taken of entries at the "Beeline Cruise-In Car Show" become property of Rim Country Classic Auto Club and may be used for advertising and promotional purposes. No breaking traction, POPUPS or TENTS are NOT ALLOWED. LEAVING THE SHOW: If you elect to park on the grass, you will only leave when the show is over and trophies have been awarded. If you elect to leave at your own discretion you must park on pavement. Your signature above verifies acceptance of this disclaimer.

CLASSIFIED ADS:

FOR SALE:

Retired auto body man looking to find a buyer for a decent 73 tr6. anybody can contact me for more info Number 3 car, runs super high-performance additions added, lots of extra parts including new top, pressure plate and clutch, door panels, service manuals, roll bar, leather seat covers and pads, and more. Call or text for more info. Pics are available. Asking \$8,700 obo cash

Mike Lesniak
1701 S Yellow Brick Rd
Chino Valley AZ 86323
928-710-4259



2/20

For sale: Clutch Master Cylinder – new
For '63-'80 Spitfire \$30

David Faulkner - 480-656-4366
rottendave@cox.net

12-19

FOR SALE:

TR6 Roll Cage. \$475.00. I cleaned it up. Sanded it down to remove paint. And applied 2 coats of grey primer. I was going to spray paint it black, but it's ready for someone to choose their color.

Please contact me either on email at:
john.carroll@wbhsi.net
or text at [480 622 8502](tel:4806228502)
John Carroll.

03.2019



CLASSIFIED ADS: (cont)

For Sale:

Upper and Lower hinges for left door of TR3A/B. These hinges are unused and are applicable to TR3A commission numbers TS60001 and *higher and the TR3B. The Moss Motors* part numbers are: 803-470 and 803-490 The Moss Motors website cites them as in "low supply" and is asking \$59.99/each. Asking \$50 for the pair.



Bo Shaw

Email: boshaw@live.com

Cell: 760-977-6612

FOR SALE:

1975 Triumph TR-6 (Java) Commission No. CF398454, Complete frame off restoration
~74,000 miles, but only 1000 since restored, Original Java green with black interior
Many upgrades, too many to list here. Webbers and Overdrive. Leather seats
Car is in the Dallas/Fort Worth area Asking: ~~\$29,500.00~~ Reduced to \$25,000

Contact me for other questions:

Jack Morris

(C) 817.401.2549

jack@ppitx.com

8-2019


CLASSIFIED ADS: (cont)

FOR SALE:

Engine has 83,000 miles and was running when removed.

Transmission runs good.

Email Mike Blachut: mblachut@yahoo.com and make offer



1-21

FOR SALE:

~~I have two TR6, one a 1974 that I purchased new, runs good, very clean.
The other doesn't run, looks rough but complete. Both French blue with overdrive.
I'm getting up in age and the winters in Montana are not made for touring cars.
I'm only down here in Arizona for a couple of months. I thought figured I try selling
these to someone that can more use out of them.~~

~~Looking for \$14,500 for both. Two for the price~~

~~of one.~~

~~Could part out the 1975 or fix it up.~~

~~Need to sell both as one.~~

~~Thanks~~

~~Harold (406)459-9184~~

~~—~~

~~Harold and Pam (Mann) Egginton — 3-21~~

Sold

FOR SALE:

1975 Triumph TR-6 (Java) Commission No. CF398454, Complete frame off restoration

~74,000 miles, but only 1000 since restored, Original Java green with black interior

Many upgrades, too many to list here. Webbers and Overdrive. Leather seats

Car is in the Dallas/Fort Worth area Asking: \$29,500.00 Reduced to \$25,000

Contact me for other questions:

Jack Morris

(C) 817.401.2549

jack@ppitx.com

8-2019

CLASSIFIED ADS: (cont)

FOR SALE: Spitfires

Long time Spitfire racing and technical expert Joe Glover is selling some great Spitfire project cars. The vehicles for sale below all have clean titles and are located in Cottonwood. You need to see these vehicles to appreciate many of the vehicle details not listed below.

Joe is at (928) 300-6499. You can also call Armand at (602) 525-2602 for some information.

1977 Carmine Red Spitfire – complete and in need of assembly.

Body and paint work is finished and gorgeous. The bumpers had the overrider holes welded closed before being chromed. New upholstery kit and seat foam.

1500 engine includes machining work, balanced nitrided crankshaft, polished balanced shot peened rods, new pistons, two 1 ¼ SU carbs, 4 into 1 header, and an additional core motor. Two gearboxes. Rebuilt 3.89 rear axle.

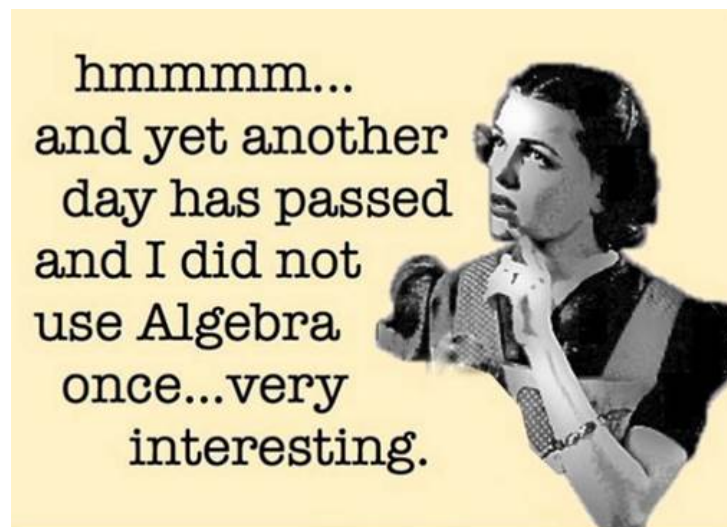
The frame, steel wheels, and suspension components are powder coated. Factory steel hardtop. New KYB shocks and so much more.

\$5,500 gets you a fast Spitfire in need of assembly.

1965 early Spitfire Mk 2 restoration project includes a factory hardtop. This is a rolling vehicle suitable for restoration or just becoming a driving vehicle.

Plus, a 1966 Spitfire Mk 2 'organ donor' that potentially could also be restored.

\$2,000 total for both vehicles

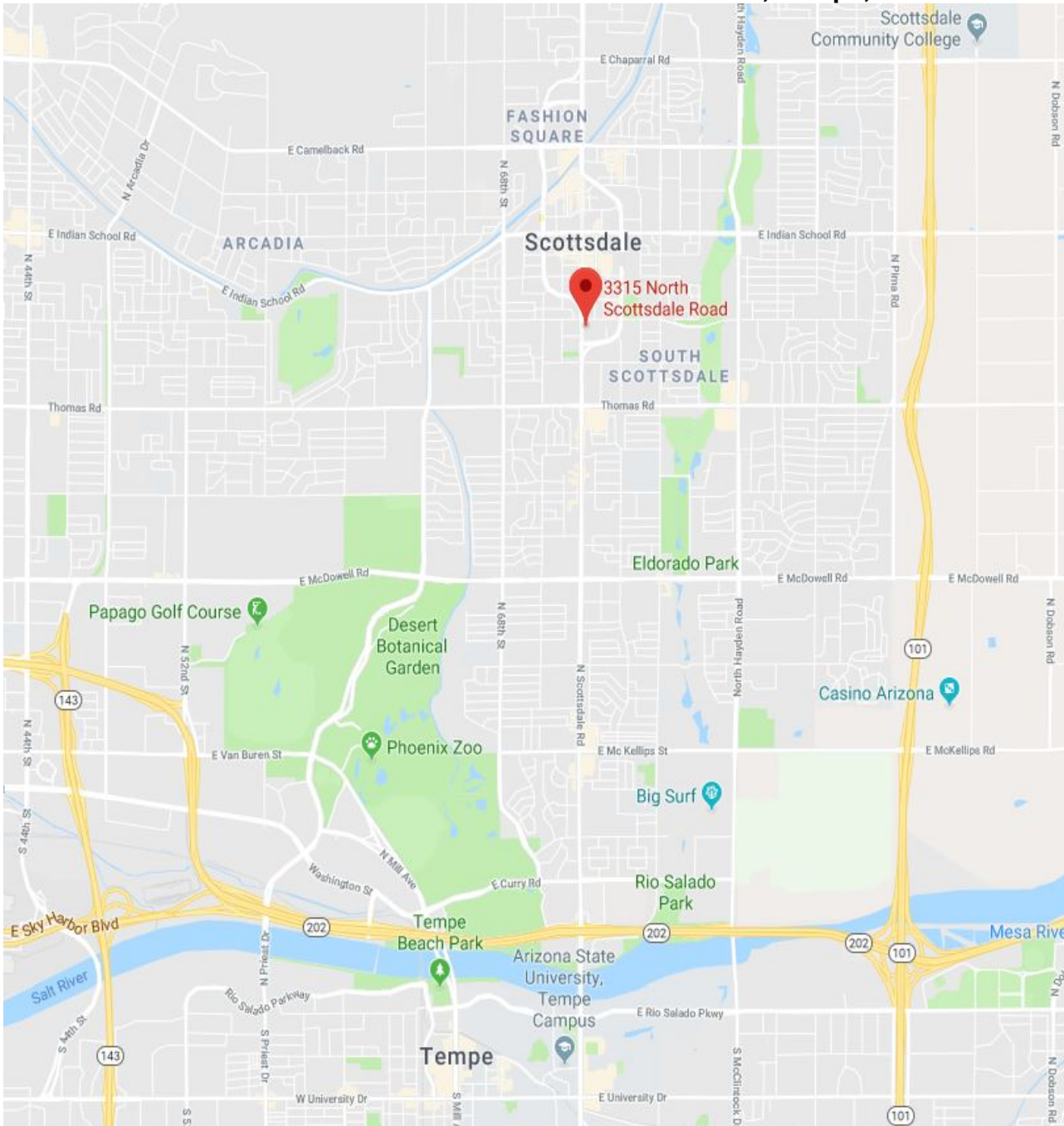


DCTRA Club Meeting Location:

Note: Regular business meets are held on the second Tuesday of each month.

At: **Denney's Restaurant**

3315 Scottsdale Road; Tempe, AZ





DCTRA MEMBERSHIP APPLICATION

PLEASE PRINT and return completed form with the correct amount of dues to:

DCTRA

Marvin Miller, Membership Chairperson
18811 N. Ginger Dr. Sun City West, AZ 85375
Phone: 602-380-5564 Email: miller2993@cox.net

☐

NEW MEMBER:

☐

RENEWING MEMBER:

MEMBER INFO (please print):

Name(s): _____

Address: _____

City: _____ State: _____ Zip: _____

Phone: _____
Home Cell

Email Address: _____

Classic Vehicles Owned:

Year	_____	Model	_____	Commission #	_____
Year	_____	Model	_____	Commission #	_____
Year	_____	Model	_____	Commission #	_____

Each household membership includes one name badge. Additional name badges are available at the cost of \$6.00 each.

Name wanted on badge(s): _____

Do you want added to the Membership Contact list YES _____ NO _____

How are you paying your dues: CHECK _____ CASH _____ PAYPAL _____ (add \$2.00 process fee)

PLEASE NOTE:

If a new member is joining between January 1 and September 30- One-year dues are \$20.00, two-year dues are \$37.00 and three-year dues are \$55.00. If a new member is joining between October 1 and December 31- One-year dues are \$25.00, two-year dues are \$42.00, and three-year dues are \$60.00. This allows everyone's dues to become payable on January 1 of the appropriate year.

Regalia

We also have Grill badges (\$25.00 each), Lapel pins (\$5.00 each) and License plate frames (15.00 each) available for purchase.



Grille badge (3 inch diameter)



Lapel pin (3/4 inch diameter)



Licenses plate frame

Membership fee	_____
Name tags @ \$6.00 each	_____
Grille badges @ \$25.00 each	_____
Lapel pins @ \$5.00 each	_____
License plate frame @ \$15 each	_____
Total enclosed	_____

Additional Space for more information:

Websites

Desert Centre-Triumph Register of America
www.dctra.org

Triumph Sports Car Club of San Diego	http://clubs.hemmings.com/sandiegotriumph
Portland Triumph Owners Association	www.portlandtriumph.org
Tyee Triumph Club(Seattle)	www.tyee.triumph.org
British Columbia Triumph Registry	www.3.telus.net/bc_triumph_registry
All British Field Meet (Portland)	www.abfm-pdx.com
Vintage Triumph Register	www.vtr.org AND www.vtr2007.com
Triumph 2000/2500/2.5 Register	www.t2000register.org.uk
Rimmer Bros	www.rimmerbros.co.uk
Stag Owners Club	www.stag.org.uk
TR Sports 6 Club	www.tr-register.co.uk/news.htm
British Auto Works (OR)	www.britishautoworks.com
British Wire Wheel	www.britishwirewheel.com
Save Our Cars	www.saveourcars.org
British Car Forum	www.britishcarforum.com
Triumph Travelers Sports Car Club	www.triumphtravelers.org
Southern California Triumph Owners Assn	www.sctoa.org
British Motor Heritage Group	www.heritage-motor-centre.co.uk
6-Pack –USA Club for TR6/TR250 Owners	www.6-pack.org
Okanagan British Car Club (B.C.)	www.obcc.ca
Vintage Sports Car Club of Calgary (Alberta)	www.vsgcc.ca
Moss Motors	www.mossmotors.com
Small auction and forum	www.britishcarauction.com
Classic Autosport Magazine	www.classicautosport.net
International Spitfire Database	www.members.cox.net/spitlist
British Motor Club of Utah	www.britishmotorclub.org
Columbia Gorge MGA Club (Classic Gorge Rally)	www.columbiagorgemgaclub.com
Victoria British	www.victoriabritish.com
Triumph Register of Southern California	www.socaltriumphs.org
Hill Country Triumph Club	www.hillcountrytriumphclub.org
Tucson British Car Register	www.tucsonbritish.com
Central Coast British Car Club	www.centralcoastbritishcarclub.com
Texas Triumph Register	www.texas triumphregister.org
Delta Motorsports	www.deltamotorsports.com
C.A.R.S of Phoenix	www.englishbawbsclassics.com