



Triumph TRumpeter

OFFICIAL NEWSLETTER OF
THE DESERT CENTRE - TRIUMPH REGISTER of AMERICA
PROMOTING TRIUMPHS AROUND THE WORLD WITH OUR
SISTER CLUB,
THE ISLE OF WIGHT TRIUMPH CLUB, U.K

AUG/SEPT 2005

VOL. 26 Issue 8/9

PUBS OF SAN DIEGO	1
VICE PREZ SEZ	2
MINUTES	3
LETTER TO THE EDITOR	4
TECH TALK	5
SPITFIRE & TR6 COLORS	6
ISLE OF WIGHT TRIUMPH CLUB	8
31st ISLAND STEAM SHOW	8
CALENDAR	9
CLASSIC-FIED ADS	10
HUMOR	10
TRIUMPHEST 2005	11
BRITISH VINTAGE VOYAGE	12

COMING EVENTS

CLUB MEETING:

SEPTEMBER 13th - 7:00 PM

EL ZARIBAH SHRINE

552 NORTH 40TH STREET

COME EARLY -

HAVE DINNER -

SUPPORT OUR

BENEFACTORS!

Breakfast Run

September 25th

Triumphest

San Diego

October 6th -9th



GOING TO TRIUMPHEST? PUBS OF SAN DIEGO

By John & Beth Horton



Shakespeare's Corner Shoppe & Afternoon Tea

Just in case you find yourself with a bit of time during Triumphest, or would like to immerse yourself in surroundings with a British feel, here's a sampling of area pubs. No doubt the locals will point you to others.

The Princess Pub is on the corner of Date & India Streets in little Italy. It's a pleasant spot, in a neighborhood made for strolling, with room indoors or out. Walls are lined with books and a collection of advertising for British libations. The steak and kidney or mushroom pies were quite flavourful.

The Elephant & Castle, on Harbor Drive at Ash St., is across the street from the Star of India sailing ship. On the ground floor of a Holiday Inn, it's a pricier, polished imitation of the real thing. You can't beat the view, though.

The Shakespeare Pub hangs on a hillside above India Street, spilling onto several levels. It's a lively gathering place with plenty of menu choices. If you visited here during a tour at San Diego's last Triumphest, you'll enjoy a return visit. Next door is the new Corner Shoppe tea room, attached to a big shop of British import groceries and souvenirs. Stock up.



CLUB OFFICERS

PRESIDENT: Rich Aubert 480-225-4906
V.P. & Events: Stu Lasswell 480-786-0116
Secretary: Deta Hampsch 623-434-1999
Treasurer: Ron Gurnee 480-816-0836
Newsletter: Clay Rineholt 480-983-5605
Tech Advisors: Armand LaCasse
480-220-0255/Roy Stoney 602-231-0706
Historians: Mike and Joyce Bayne
602-938-1282
Membership: Marty Clark 480-962-7848
AAHC Rep: John Horton 602-843-1399

EDITOR'S E-MAIL: pueblodesign@mchsi.com
DCTRA WEB SITE: <http://www.dctra.org>

Meetings are held on the Second Tuesday of each month. (Including January.)

Dues are \$18.00 per year

For membership information, contact Marty Clark at 480-962-7848

Permission to reproduce anything in this newsletter is granted provided proper credit is given.

CONTRIBUTORS

We would like to encourage every member to help with newsletter submissions, we welcome all TR stories, articles, and photos. A Best Regards and thank you to the following Contributors and Advertisers

who supported our August/September newsletter:
 Rich & Diane Aubert, Philip & Shirley Blahak, Delta Motorsports, F1 Race Factory, Ron Gurnee, Deta Hampsch, Beth & John Horton, Import Car Parts, Stu Lasswell, MicroWorks Computer Networking and Maintenance, Moss Motors, Ltd., Thomas Nicoud, John & Kathy Nuss, Tom Pennell, The Phoenix Flower Shop, Dave Reynolds, Dave Riddle, Pamela Rineholt, The Roadster Factory, Ken Schmidt, Roy Stoney, Arthur Wallis and anyone else we missed.

THE VICE PREZ SEZ



As is typical for the summer here, there is a dearth of activities. In spite of my plea at the July meeting, nobody stepped forward to organize a Pool Party or evening Barbecue. Alas, for this month, we just have the following: September Meeting (9/13) is at the El Zaribah Shrine at 552 North 40th Street in Phoenix. Meeting starts at 7:00, so come early to eat! The next British Breakfast Run will be Sunday, September 25th. We will meet at 7:00am to depart at 7:30, at the NW corner of 32nd & Shea Blvd. This will be the last early start as in October we will go 30 minutes later on our 'winter hours'. We do need volunteers to organize the October and November runs. December (Saturday the 19th) will be the Christmas Lights tour organized by the Arizona Mini Owners. Meeting place and time TBA later. Also for September is the Charity Car Show at the Mesa Marketplace (Swap Meet) on Saturday, 9/17. This is Shirley's (AZ Mini Owners) fun but weird "vote with your pocketbook" affair, where whoever collects the most cash wins the awards. Of course, the money collected all goes to charity (this year it's the Humane Society and Camp Rainbow). Entry is \$5.00, and ballotbox-stuffing is encouraged! She says the entry forms will be out soon. Well, I wish I had more, but that's it.

—Stu



MINUTES OF THE JULY MEETING

The meeting opened at 7 p.m. with 23 present at Bill Johnson's Big Apple. Our regular meeting place is closed until September. Next month we will get together at the Imperial Garden at 16th Street & Camelback. The treasurer was not present but relayed that we still have money. Stu Lasswell told about his trip to Branson. He and Debbie met John & Lila Truttman on Bush Highway for the trip & enjoyed their company for the trip. The national event seemed smaller than our Triumphest, and almost two-thirds of the attendees were first timers. Stu took 2nd place in auto cross and longest distance driven with 1400 miles. There was great weather both going and returning. Minutes were accepted as printed. Pam Rineholt reported that the newsletter was out on time this month. We still need articles for the newsletter. Pam will be going back east to spend some time with Clay, as it is their anniversary next week. Bill Close took top bid on a bunch of gaskets brought by John Horton. John Horton reported there has been a delay in sending the papers for the emissions law to EPA. There will be a meeting in August to discuss the information in the papers. We all need to attend to show our support in order for this to get sent through and passed. Stu said we need volunteers for upcoming events. Let him know about an August event — maybe a swim party? Do we have a volunteer? Rich will get the by-laws ready to go out on e-mail before the next meeting for a final vote at our August meeting. The meeting was adjourned at 7:40.

Just as all were leaving our guest speaker arrived. He was Martin Anderton from Anglo American Road Racing, which is located at 501 W. Apache Street in Phoenix. The phone number is 1-877-FLATOUT. They carry just about everything needed to go racing. They have been in business since 2002. Martin was originally from England, and came to the states about 15 years ago. He gave an amusing talk about some of the items that are carried, everything from flashy wheels to custom valves. We all enjoyed the program, and left around 8 p.m.

Deta



MINUTES OF THE AUGUST MEETING

We had a meeting in August, but due to monsoon-ish weather, there were only about a dozen of us at the Imperial Garden Restaurant that evening.

Stu



Here Tyler Riddle is gathering it up with a handful of opposite lock with the inside front wheel off the ground. Note the tire smoke on the rear wheel and how much the tire has moved on the rim!

Letter To the Editor

Those of you who have attended the Charity Car Show at Mesa Marketplace in the past will know what I'm talking about when I tell you that this year's show will be Saturday, Sept 17th, 10:00 am to 2:00 pm, so start your collection efforts now.

For those of you who are in the dark, here's the details:-

For the last umpteen years the Arizona Mini Owners have organized a Car Show with a difference at the big swap meet on Baseline Road in Mesa, between Crismon and Signal Butte Rds. It's the big complex you can see from the freeway.

The entry fee is \$5.00 per vehicle, anything on wheels is invited. We've had Model A's, hot rods, motorcycles, 1/4 midget racers and even RC cars and Tonka trucks. Each entrant is given a collection jar and the idea is to collect "votes" in the form for cash donations for charity. The top five money-raisers will receive an award and

every entrant will get a dash plaque. OK, so you are technically buying your award but it's all for a good cause. The charities this year will be the AZ Humane Society and Camp Rainbow (the Phoenix Children's Hospital camp program for kids with cancer).

The top winners have always been those who have hustled before the show car to collect donations from anyone willing to open their pockets. It's surprising how quickly pocket change adds up too.

We will be in the shade and under the misters.

Entry forms will be available soon but get going ASAP if you want an award!!

Now especially for those people at the West End of the Valley who complain that everything is out East.

The same management runs the Goodyear Swap Meet and has asked if I would be interested in doing a similar show out there. If I try WILL YOU SUPPORT IT????????????????????

Shirley.

JIM MEDLAND, President
ROSS VAUGHAN, Parts Mgr.



DELTA
MOTORSPORTS
INC.
9211 N. 9TH Ave., Phoenix. AZ 85021

JOIN US FOR FREE COFFEE & DONUTS
EVERY SATURDAY MORNING FROM 9AM
ENJOY A RELAXING GET-TOGETHER
WITH YOUR FRIENDS.

OUR ENTRANCE IS ON HATCHER
WHERE 8th AVENUE WOULD BE
(IF THERE WAS ONE) - C'MON DOWN!
e-mail: delta-ms@earthlink.net



Parts and Accessories
for Fine
British Automobiles



Fax (602) 971- 8609 Phone (602) 265-8026



MICRO
WORKS

20% Labor Discount for
DCTRA Members

Computer & Network Maintenance and Repair
Serving the Phoenix area since 1994

Dave Riddle
480-610-8234 or dave@microworks.net
<http://www.microworks.net>

TECH TALK

Converting to Halogen Headlamps

by TeriAnn Wakeman

Halogen lamps throw out a lot more light than the Triumph's original tungsten filament headlamps. This article is specific for the TR2-3B but can easily be adapted to other Triumphs.

Converting to same wattage Halogen lamps

Converting to Halogen headlamps with the same high and low beam power rating (Watts) is very easy. It is simply a matter of removing your old tungsten filament headlamps, installing new halogen headlamps, and plugging the headlamp connectors back in. You will get a very noticeable increase of light to drive by. Since you are not changing the power that your stock wiring harness carries you do not need to modify it. However to get the best light out of your new headlamps it would be a good time to check over your headlamp wiring connections.

Converting to higher wattage halogen headlamps

High power halogen lamps exceed the power handling capabilities of a stock TR3 wire harness and can cause damage to the harness and switches. You should rewire part of your headlamp harness and add a relay if you are planning to install high power halogen headlamps.

High power halogen headlamps are normally labeled as high power on the box (if in doubt ask your sales person). The high power lamps usually have a low beam similar in power to the standard power halogen and tungsten filament lamps. The high power is usually reserved for the high beams. To safely use this kind of headlamp you need to put a relay in the high beam circuit to handle the additional power draw. You would leave the low beam circuit alone in this application.

There are some special high power lamps that are available that have high output on both high and low beams. This would require a relay on both the high beam circuit and the low beam circuit. I recommend against getting these lamps. You do not want to blind oncoming traffic when they are hurling their cars in your direction.

You will need to go out and purchase a relay if one did not come with the headlamps. Lucas makes a relay that is a rectangular metal can that works very well for this application. There is often a diagram of the relay's electrical connections etched on the side to tell you

how to wire the relay.

Mount the relay on the upper kick panel or inside bulkhead above and near the foot dimmer switch.

You can get your electricity from the amp meter on the side that has the brown wire with a white stripe. Or you can get it directly from the battery or a fuse box connection with a solid brown wire.

You will want to connect a line fuse between where you pick up the electricity and the relay. The wire between the amp meter and the fuse should be brown with white stripe. If you are taking it from the battery it should be solid brown. The colour of the insulation between the fuse and relay should be solid blue. Depending upon what kind of wire measuring system you are using the wires should be #12 AWG, or 44 strand.

The stock wire harness has two blue with white stripe wires going from the foot switch to the bright beams of the headlamps.

You will use the foot switch to activate the relay and provide power to the high powered headlamps.

Looking at your relay there should be four connectors. They may have labels like S1, S2, R1, R2 or there may be a picture etched with corresponding connector designations. The connectors labeled S1 & S2 or shown on the diagram as a coil are the low power connections to the internal solenoid that activates the high power relay contacts.

Place a black wire on one of the S connectors and route it to a good body ground. The other S terminal gets connected to the high beam connection on the dimmer foot switch. It doesn't matter which of the S or solenoid terminals is which. This circuit now uses the dimmer foot switch to actuate the relay.

Now, the brown wire to line fuse to blue wire goes to one of the R or relay contact terminals. Once again it doesn't matter which. Finally connect the two 44 strand (#12 AWG) blue with white stripe wires that were attached to the dimmer switch to the other R terminal of the relay.

And that is all there is to it. If I ever go to high power high beam headlamps that is how I would wire the connections.

The fuse size depends upon the power your high beam draws so there is no firm number that I can provide. Since you have two high beam lamps divide two times the wattage of the high beam by 12 then

(Tech Talk, continued on page 6.)

(Tech Talk, continued from page 5.)

add 25% as a fudge factor. Choose a fuse that is the closest higher current rating.

Dim headlamps

Dim headlamps are often caused by oxidized or loose harness wiring. Connections will oxidize over time creating increased resistance. This will make your headlamps dimmer. So when you replace your headlamps it is a good idea to clean your wire connections and make sure that the headlamp harness is in good condition.

The connectors that plug into the back of your headlamps are each part of a small three wire sub harness. If this sub harness has degraded new ones are readily available.

The black wire will go to a body ground connection just behind the front valance on each side. Make sure that all the connections are clean, including the connection between the ground connector and the metal of the bulkhead. A bad or high resistance ground connection is the most common cause of very dim headlamps. New Lucas ground connectors are readily available.

The blue/white and blue/red wires each go to

connectors near the front valance. Check to make sure that the bullet connectors and the inside metal of the connectors are clean.

Check the rubber gaskets where the wires pass through the headlamp bucket. Replace with new ones if the originals have deteriorated or are missing. These gaskets protect the insulation from abrasions that can cause shorts in your headlamp wiring.

Check the connections to your hi-lo dimmer foot switch. It is probably a good idea to remove the foot switch, clean up the area and the connections. Make sure that the insulators around the connections are in place and in good condition to prevent shorts.

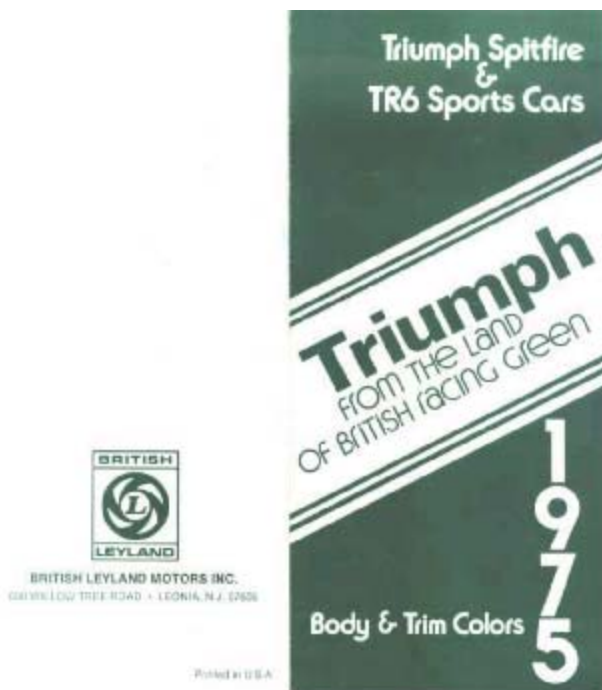
Open your instrument panel and check the connections to your headlamp switch. The wire going to the foot switch is the blue one. Once again you want a clean firm connection.

This should provide you with bright headlamps. Don't forget to clean the head lamp lenses whenever you clean the windscreen. Dirt over the lenses can block out a lot of light and cause the headlamps to run warmer.


<http://www.tjwakeman.net/TR/halogenconversion.htm>

Triumph Spitfire and TR6 Sports Cars Body & Trim Colors

Take a peek at an original (scanned) Colors and Trim Brochure from 1975 for the Spitfire and TR6. Well.... what can I say. This is a scan of a color sample flyer from 1975. — Teglerizer



Interior Colors



Body Colors and Interior Trim Combinations:

Body Colors:	Interior Colors:	
	Spitfire	TR6
Peruvia	Black	Black, Chestnut
French Blue	Black	Black
Mintosa	Black, Beige	Black, Chestnut
Corona	Black, Beige	Black, Beige
Maple	Black, Beige	Black, Beige
Java	Black, Beige	Black
Tropic	Black, Beige	Black
White	Black, Beige	Black, Blue
White	Black, Beige	Black, Blue, Chestnut
British Racing Green	Black, Beige	Black, Black

Colors subject to change without notice

Exterior Colors



The colors in this brochure are not to be used as a guide for painting or repainting. They are for color reference only.

http://teglerizer.com/triumphcolors/1975_color_flyer_scanned_images.htm

Choose Moss Online

www.mossmotors.com



- Interactive Illustrations
 - Tech Tips
 - Original Specifications
 - Online British Motoring Magazine
- or Call now for your free Catalog**



800-667-7872

Overseas 805-681-3400



Triumph Car Clubs and Other Interesting Websites

British Car Week

<http://www.britishcarweek.org/>

Classic Car Directory

<http://www.classic-car-directory.com/price/price.asp>

Ferguson Family Museum

<http://www.ferguson-museum.co.uk/>

Heritage Motor Centre

<http://www.heritage.org.uk/>

The Isle of Wight Triumph Site

<http://website.lineone.net/~angela-iwnet/triumph/index.html>

Minnesota Triumphs Sports Car Club

<http://www.mntriumphs.org/>

Portland Triumph Owners Association

<http://www.portlandtriumph.org/>

Standard Motor Club

<http://www.standardmotorclub.org.uk/>

TR Register

<http://www.tr-register.co.uk/>

Triumph Bulletins

<http://www.thelittlemacshop.com/trsite/bulletins.html>

The Triumph Home Page

<http://www.team.net/www/triumph/>

Dan Frank

480-358-1744

**Automobile and Aircraft Artist
Collector or Sportscar In
Watercolor / Mixed Media**

**Your Favorite
Vehicle with
Family or Friends**



Eastside Art Studios, 9919 Apache Trail, Mesa, AZ 85207

Hang Art On Your Wall That Really Matters To You!



September

Hi everyone,

As an update of what is happening locally for those of you without internet access...

Sun 4th **Morris Minor Owners Rally IW Branch National Meet** - Havenstreet. A display of Morris Minors of all types, ages and conditions. There will also be other classic cars and vehicle related stalls. More details to follow

Sat 10th **Classic Charity Car Show** - Newport Quay. Contact us for more info. Very limited spaces.

Sun 11th **Classic Charity Car Show** - Ryde Canoe Lake. Contact us for more info. Very limited spaces.

Sun 11th **9th Triumph World Picnic** - Beale Park, Berkshire. Set in the wildlife park lots to see and do. Also trade stands, autojumble, etc. Tel 01189 756039 for more info

Tue 13th **VHVC Club meeting** - At the Riverside Centre, Newport from 8pm

Fri 16th - Sun 18th **Goodwood Revival** - Tel 01243 755000 or visit www.goodwood.co.uk to book or for more info

Mon 19th **IW Triumph Club meeting** - All Triumph owners / enthusiasts welcome, the *free* club catering for all clubs! At the Woodman Arms, Wootton from 8pm

Fri 23rd - Sun 25th **Mile of Triumphs** - Broad Farm Caravan Park, Fleggburgh nr Great Yarmouth, Norfolk

Sun 25th **Isle of Wight RS Owners Club Regional Day** - Sunday 25th September This is the first regional event to be held by this local car club, mainland clubs will also be in attendance. Lots to see and do! Please contact Graham (Chairman of IWRSOC) 07966398524 for more info / tickets etc

Angela & Graham
Isle of Wight Triumph Club

31st Island Steam Show

Friday 26th to Monday 29th August 2005 inclusive - This event has been held annually since 1975 and just gets better every year! Steam train rides, Fantastic Fairground, Arena Events, Rockwood Dog Display Team, UKFMX Motorcross Display Team, The Great Ricardo, Clowns, Haurel & Lardy, Traction Engines, The Real Ale Festival features a selection of beers celebrating "England's Glory" in celebration of the VE/VJ Anniversaries and also Trafalgar 2005, Pimm's Bar, Working Steam Displays, Commercial Vehicles, Motorcycles, Military Vehicles, Refreshments and much, much, more. A fantastic day out for the whole family!



Calendar of Events

SEPTEMBER 13th — DCTRA Meeting

Dinner at 6:00, meeting at 7:00 p.m. at El Zaribah Shrine Auditorium, 552 North 40th Street, Phoenix.

SEPTEMBER 17th — Charity Car Show at Mesa Marketplace, 10:00 am to 2:00 pm. For the last umpteen years the Arizona Mini Owners have organized a Car Show with a difference at the big swap meet on Baseline Road in Mesa, between Crismon and Signal Butte Rds. It's the big complex you can see from the freeway.

The entry fee is \$5.00 per vehicle, anything on wheels is invited. We've had Model A's, hot rods, motorcycles, 1/4 midget racers and even RC cars and Tonka trucks. Each entrant is given a collection jar and the idea is to collect "votes" in the form for cash donations for charity. The top five money-raisers will receive an award and every entrant will get a dash plaque. OK, so you are technically buying your award but it's all for a good cause. The charities this year will be the AZ Humane Society and Camp Rainbow (the Phoenix Children's Hospital camp program for kids with cancer). The top winners have always been those who have hustled before the show car to collect donations from anyone willing to open their pockets. It's surprising how quickly pocket change adds up too. We will be in the shade and under the misters. Entry forms will be available soon but get going ASAP if you want an award!! Shirley Blahak, shirley@nis4u.com

SEPTEMBER 21st — Cruisin' for a Cure - All proceeds to support Prostate Cancer Research at the UCLA Jonsson Cancer Center, Sept. 24, Orange County Fair & Exposition Center. (See p. 10 for details.) Contact:

www.cruisinforacure.com or Ben Ferguson, Arizona DeLorean Club, Car Cruise Director, captainhydrogen@cox.net, cell: 480 229 0828, hm: 480 641 5808.

SEPTEMBER 23rd - 25th — 15th Annual Rio Grande Valley Regional Rendezvous, sponsored by the British Automobile Owners Association of Albuquerque, will be held in Farmington, New Mexico, Friday, September 23 through Sunday, September 24, 2005. Contact: Bob Lee (505) 281-1035, ahsprite49@aol.com.

Registration form is available at www.baooa.org.

SEPTEMBER 25th — Breakfast Run, 32nd & Shea, Meet 7 a.m., Leave 7:30 a.m. Note summer hours. Return to winter hours in October.

OCTOBER 1st-2nd — Seventh Annual British Vintage Voyage, a weekend for ALL British Car Owners to head to southern Arizona to visit the Dos Cabezas Wineworks near Kansas Settlement, with an overnight stay in Benson and fun games in the evening. Registration is \$50.00. Info: 480-985-2531 or arizonaminis@earthlink.net.

OCTOBER — San Diego - Just plan to spend a week in San Diego!

OCTOBER 2nd — San Diego British Car Day - San Diego, California - All Marques - More information at www.sandiegobritishcarday.org.

OCTOBER 6th -9th — Triumphfest 2005 - San Diego, California - The Triumph Sports Car Club of San Diego, California proudly announces Triumphfest for 2005. This 4-day event will be hosted at the luxurious Shelter Pointe Hotel, www.shelterpointe.com, from October 6 - 9, 2005. (Special room rate for Triumphfest participants is \$130.00/night double occupancy. This is only \$10.00 more than what we were charged in 2000.) Our tentative list of activities include: · A scenic driving tour guided by a native San Diegoian who wants to share "his" San Diego. · A bus tour to the Evans Garage (famous private collection of vintage car, aircraft and memorabilia), followed by lunch at a local "British" pub, and then onto the U.S.S. Midway museum, www.midway.org or if you prefer, shopping at Sea Port Village, www.spvillage.com. · Harbor cruise on San Diego Bay. <http://www.sdhe.com/san-diego-harbor-tours.html>. · Friday evening catered social with music, that includes a friendly darts competition and the Pinewood Derby. · Model car and photography displays/contests. · Funcours car show · Autocros · Walking rallye · A challenging gimmick rallye that will leisurely take you through the open back roads of San Diego County and test your powers of observation. · Saturday night banquet and awards dinner · Triumph is being a featured

(Calendar of Events, continued on page 10.)

(Calendar of Events, continued from page 9.)

marque on Sunday at the Coronado Speed Festival, www.coronadospeedfestival.com, just across the bay from the hotel. We have reserve parking in the car show paddock, which will have almost a 1000 vintage and custom cars.

Triumphest 2005 will give special recognition to the TR7/TR8 models in celebration of the "Wedge's" 30th anniversary. Plus opportunities to visit the various San Diego attractions, e.g. Zoo, Balboa Park, Sea World, Legoland, Wild Animal Park, Maritime Museum. As a bonus, for those so inclined to travel early, British Car Day is being held the weekend before Triumphest, www.sandiegobritishcarday.org. A Splendid Time is Guaranteed for All! For details, please contact: David Stauffacher, 2442 Duraznitos Road, Ramona, California 92065 (760) 787-0643 Or Tidbinbilla@cox.net.

OCTOBER 9th — Coronado Speed Festival (vintage racing, with Triumph the honored Marque!)

Fall — British Vintage Voyage Watch here for details, when available.

FRIDAY EVENINGS:

- Alma School & Warner, Chandler.
- Lindsay & Warner (on the east side of the Albertson's Parking lot), Gilbert, 5-? PM depending on the weather.
- Hills, 43rd Street & Union Hills, Phoenix

SATURDAY EVENINGS:

Power & Hampton, East Mesa, 4-? PM depending on the weather. First Saturday of every month is for British cars. If you are coming, let me know so we can hold spaces and all park together. shirley@nis4u.com or 480-985-2531 The Pavilions (McDonalds), Indian Bend Rd. at Pima Freeway and Pima Road, Scottsdale. 4-10 PM. 602-443-0800

- Chuy's, Arizona Avenue & Warner
- Dairy Queen, 108th Avenue & Grand, Sun City. 4-8 PM. 623-977-3303
- 5 and Diner, 906 N. 56th Street, I-10 & Ray, Chandler. 5-9 PM. 480-753-1114
- Shoney's, 59th Street & Bell, Phoenix. 602-948-0719, 623-561-1971
- Sonic, 33rd Avenue & Bethany Home Road. 6-9 PM. 623-936-6587

CANCER CRUISE

Here's one from the DeLorean Club.

Greetings British car owners from the Arizona DeLorean Club, Arizona DeLorean Club (www.az-d.org and <http://autos.groups.yahoo.com/group/az-d/>) is planning to caravan to Garden Grove, California on Friday, September 23rd, for a car show Saturday, returning to Phoenix on Sunday mid-day, and we would be delighted if you would join us in this trek. The event is: Cruisin' for a Cure - All proceeds to support Prostate Cancer Research at the UCLA Jonsson Cancer Center, Sept. 24, Orange County Fair & Exposition Center. Contact: www.cruisinforacure.com Contact me if you are interested in joining us for this event.

Thank you,
Ben Ferguson
Arizona DeLorean Club, Car Cruise Director
captainhydrogen@cox.net
cell: 480 229 0828 hm: 480 641 5808

Shirley,
British Motor Enthusiasts Communications

CLASSIC-FIED ADS

Trumpeter Classic-fied ads are free to members. Check our next issue for new ads.

HIGHWAY HUMOR

My husband phoned me the other day and proceeded to tell me he had purchased a new car for me. Well I was not thrilled I wanted the new 4 door SUV. What kind is it I asked..... a Triumph Spitfire a BRITISH car.... I've always wanted one he exclaimed! Well I knew nothing of these British cars. I love Coronation Street does that help? No?

Well, family told me to be grateful, he only bought it because he's going through a MID LIFE CRISIS. "They either buy sports cars or trade the wife in for a slimmer newer model." He got BOTH. We've had the car now 4 days and I'm slimmer already...I've had to push it home everytime we go out!

-Kimberlie Milner

<http://www.triumphspitfire.com/Jokes.html>



Triumphest 2005 Registration Form



Entrant		Street Address		City/State		Zip
Co-entrant		Street Address		City/State		Zip
Phone w/Area Code		E-mail			Club Affiliation	
Triumph Model #1		Year	License #	Triumph Model #2		Year License #

Regalia:

Please indicate quantity on lines below. Order must be received by 9/1/05. Some items will also be on sale at the Triumphest 2005 Registration Desk

Denim shirt: long sleeve with small embroidered logo on front S ___ M ___ L ___ XL ___ XXL ___ # @ \$27 each = \$ _____	
Polo shirt: short sleeve with small embroidered logo on front S ___ M ___ L ___ XL ___ XXL ___ Maroon ___ Navy ___ Teal ___ # @ \$27 each = \$ _____	
T-shirt: short sleeve with small silk-screened logo on front S ___ M ___ L ___ XL ___ XXL ___ Maroon ___ Navy ___ Teal ___ # @ \$15 each = \$ _____	
Sweat shirt: long sleeve with small embroidered logo on front S ___ M ___ L ___ XL ___ XXL ___ Maroon ___ Navy ___ Teal ___ # @ \$27 each = \$ _____	
Sweat shirt: long sleeved with large embroidered logo on front S ___ M ___ L ___ XL ___ XXL ___ Maroon ___ Navy ___ Teal ___ # @ \$30 each = \$ _____	
Travel blanket: 54 x70 with event logo in middle # @ \$45 each = \$ _____	
Hat pin # @ \$5 each = \$ _____	
Grille Badge # @ \$25 each = \$ _____	
Extra dash plaque (one included with regist.) # @ \$5 each = \$ _____	
Total Regalia Costs = \$ _____	

Registration:

Fees (Includes co-entrant and one car)	
One car before 9/1/05	\$60 = \$ _____
One car 9/1 - 10/7/05	\$75 = \$ _____
One car after 10/7/05	\$90 = \$ _____
Extra person (s)	@ \$25 ea. = \$ _____
Extra car	@ \$30 ea. = \$ _____
Special Events	
London Raffle Tickets	@ \$10 ea. = \$ _____
Thursday Bus Tour	@ \$10 ea. = \$ _____
U.S.S. Midway Tour	@ \$10 ea. = \$ _____
Awards Banquet	
Carné Asada	@ \$45 ea. = \$ _____
Chicken Cordon Bleu	@ \$45 ea. = \$ _____
Vegetarian	@ \$45 ea. = \$ _____
Total Regalia	= \$ _____
Total Enclosed	= \$ _____

I/We plan to participate in:	# of people	# of people	# of people
Thursday Bus Tour	_____	Friday Funkhana	_____
Scenic Driving Tour	_____	Walking Rallye	_____
Photo/Model Contest	_____	Friday Hospitality Party	_____
Pinewood Derby	_____	Friday Darts Tournament	_____
		Saturday Funcours	_____
		Saturday Driving Rallye	_____
		Saturday Awards Banquet	_____
		Sunday Speed Festival	N/A

We, the undersigned, release, waive, discharge, and covenant not to sue the Triumph Sports Car Club of San Diego, the officers of said club, and the sponsors of Triumphest 2005, holding them free from all liability for any and all loss or damage and any claim on account of injury to persons or property resulting from my/our participation in Triumphest 2005, including travel to and from the event.

I/We hereby assume full responsibility for, but not limited to: risk of bodily harm, death or property damage during the course of Triumphest 2005.

Signed _____ Signed _____

Please return this completed registration form, signed waiver and your check, made payable to TSCCSD, to:

Triumphest 2005
c/o Bob Perkins,
11366 Meadow View Road
El Cajon, California 92020

Questions? Call David Stauffacher (760) 787-0643 or email: Triumphest2005@net.here



RAISING MONEY FOR CHARITY IN A FUN WAY

The Seventh Annual BRITISH VINTAGE VOYAGE October 1st & 2nd 2005

The British Vintage Voyage is a weekend trip for ALL British Car Owners, and a limited number of other makes, loosely patterned after the Italian Job Rally in Italy. All proceeds, including \$10.00 of the entry fee, will be donated to animal charities this year.

Every year we try and plan a different itinerary and this year we head back to southern Arizona to visit the Dos Cabezas Winery near Kansas Settlement where you will actually see the vines growing! We will stay overnight in Benson with our usual fun games in the evening.

A route book, the wine tasting, a goodie bag, a number of game tokens, lunch in Safford on Saturday and a souvenir of the event are included in your entry fee.

On Sunday you will have the option to visit a western town and museum called Gammon's Gulch or choose to drive up Mount Lemmon. The final lunch, with awards, in Tucson on Sunday is not included.

Registration is \$50.00 per vehicle, which includes driver & navigator, additional adult passengers are \$15.00 each, \$10.00 for under 12's

Closing date for registration is Sept. 10th or as soon as the maximum number of 50 teams has been reached. Sorry, no "day of" registrations can be accepted.

Arrangements have been made for accommodations at the Days Inn in Benson. Call 520-586-3000 and be sure and mention the British Vintage Voyage to get the special group rate of \$52.00 + tax per double room, including continental breakfast.

This rate is only available till Sept. 1st. so make your reservations early.

Need more information? Call 480-985-2531 or e-mail arizonaminis@earthlink.net

A post card will be sent with the start location.

.....cut here and mail.....

The British Vintage Voyage 2005 registration (PLEASE PRINT)

Name of Owner/driver.....Navigator.....
Street address.....Passengers if any.....
City.....State.....Zip.....Home phone.....
Car Marque.....Year.....License Plate #.....Club Affiliation.....
Number for wine tasting.....E-mail address.....
Please check one. We would like to visit Gammon's Gulch.... We would like to drive Mount Lemmon.....

I agree to hold the organizers, the Arizona Mini Owners Inc., harmless and not liable while traveling to, during & from this event. My car is legally taxed, licensed and insured and I agree to obey all Arizona driving laws.

Signature.....Date.....

Pre-orders only for apparel embroidered with the logo. Shirts this year are light blue denim, polo style, with contrast collar & cuffs.

Short Sleeve @ \$20.00	Long Sleeve @ \$25.00
Med.....	Med.....
Large.....	Large.....
X Large.....	X Large.....
XXL (22.50).....	XXL (28.00).....

Registration fee (driver & navigator)	\$50.00
Addtl adult passengers?.....@ \$15.00
Addtl youth passengers?.....@ \$10.00
Apparel total from left
TOTAL.....

Make checks payable to **Arizona Mini Owners**
And mail with completed form to **British Vintage Voyage**
7146 E.Arcadia Circle
Mesa, AZ. 85208

TR250

TR4A

TR4

TR3

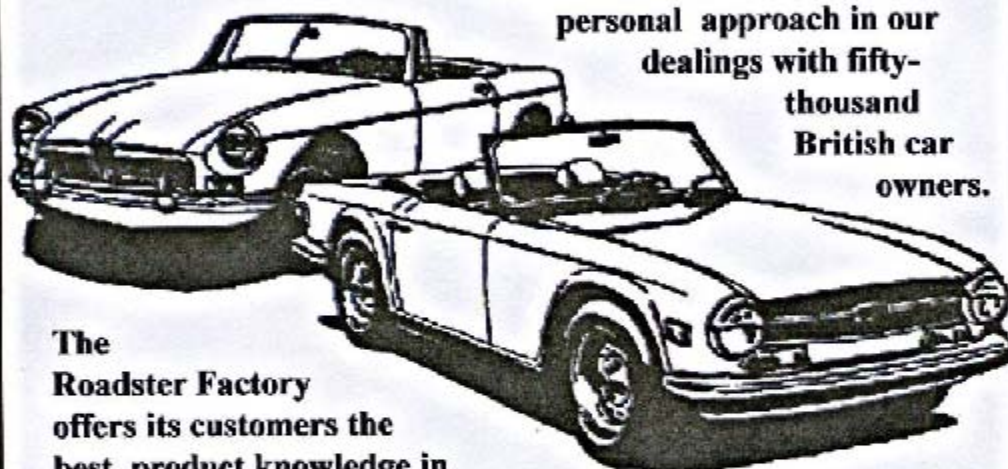
TR6 TR7 TR8

SPITFIRE I-IV

1500 GT6

The Roadster Factory

The Roadster Factory is the small but powerful British parts company in Western Pennsylvania. Small in size but powerful in customer service. Small in size but big on product knowledge. Small in size but the biggest manufacturer of replacement parts for Triumph models. Small in size but big on enthusiasm for British roadsters, our little company is able to maintain an old-fashioned, personal approach in our dealings with fifty-thousand British car owners.



The Roadster Factory offers its customers the best product knowledge in the market place. Our salespeople answer questions about parts, and they can do part number research. Our technical research representative knows most models well to the nut-and-bolt level, and he is an experienced mechanic and body man. Our Customer Service is helpful. Our shipping is fast, safe, and virtually error free. We ship most orders today, and we offer very inexpensive two-day and three-day delivery. Our business goal is simply to offer the best service to British car enthusiasts.



Level I Toll Free Ordering (800)678-8764
 Level II Toll Free Ordering (800)234-1104
 Technical research (814)446-4491
 24-Hour FAX (814)446-6729

TR2

MGB MGB-G

**Silk and Dried Arrangements . Fresh Flowers . Green and Blooming Plants
Fruit and Gourmet Baskets . Holiday Decorating . (Commercial Accounts)**



**Full Service Professional Florist
Locally Owned and Operated Since 1960**

**ORDER BY PHONE
24 HOURS. 7 DAYS A WEEK
602-840-1200**



**11 Valleywide Locations . . .
Phoenix . Scottsdale . Mesa . Glendale . Chandler . Sun City West . Tempe**

WWW.PHOENIXFLOWERSHOPS.COM



**DCIRA NEWSLETTER
1555 SOUTH CACTUS ROAD
APACHE JUNCTION,
ARIZONA, U.S.A. 85219-7726**