



Triumph TRumpeter

OFFICIAL NEWSLETTER OF
THE DESERT CENTER—TRIUMPH REGISTER of AMERICA

PROMOTING TRIUMPHS AROUND THE WORLD
WITH OUR SISTER CLUB,
THE ISLE OF WIGHT TRIUMPH CLUB, U.K.

<http://www.dctra.org>

February 2009

VOL. 30 Issue 2

PREZ SEZ	1
OFFICERS	2
MINUTES	4
TECH - Driving Tips	5
DCTRA.ORG EMAIL ACCOUNT	6
CLASSIFIED	8
CALENDAR	9
Day at PIR	10
CRUISE NIGHTS	11
CHRISTMAS PARTY	13
WEBSITE MAKEOVER	16
MEMBER PROFILE	20
MEMBERSHIP FORM	23
ADD YOUR PROFILE	27

NEXT CLUB MEETING:

Feb 10, 2009

7:00 PM

JB's

32nd Street & Indian School

Come Early

**Socialize and Network
with other members**



THE PREZ SEZ

Welcome Members to 2009. I am looking forward to a fun-filled year, not just being President, but having an opportunity to expand my circle of friends. A sincere thank you to all that have put this club and their faith in me for the coming year. I will do my best to live up to all the "position" entails, hopefully with the guidance and help of others who have held this spot before me. This may be one of those "patience is a virtue" while I find my way.

Our membership roster is quite extensive compared to other car clubs. I am wondering how do I/we get more members to become involved, even if its only to attend a couple of meetings this year or even better yet, to attend some of the group events. For example: the once a month Breakfast Run, one of the upcoming car shows. Maybe ask yourself why you joined the club, what were the reasons? Was it to perhaps be able to gain/share information on how to keep your car running? Meet other Triumph car enthusiasts? Is the club not fulfilling your expectations? I would like to hear from those members what I/we can do to "spark" your interest. If or what kind of topics would any member like to see discussed at the meetings, if at all?

A few ideas that I am interested in are: How to keep the paint finish looking its best. I do have the name of a gentleman who works for McGuire who will show us their line of products, the differences of each and reasons why we might want to use a particular product depending on the outcome we are looking

Continued on Page 4

**FLASH: AOL Email Addresses will
no longer be allowed to subscribe
to the DCTRA Email List**



2009 Officers

President

Kathy Slabaugh
rosiepug@cox.net

Vice President & Events

Kathy Nuss
480-983-3945
jknuss@juno.com

Secretary

Bev Peterson
bev@carefree.org

Treasurer

John Reynolds
480-968-6078
johntempe8@worldnet.att.net

2009 Appointees

AAHC Rep

John Horton
602-843-1399
johnehorton@yahoo.com

Distribution

Gene Glenn
602-264-2534
geneglenn@phoenixazcommercialproperty.com

Historians

Armand LaCasse
602-904-1037
big.blue.truck@live.com

Membership

Marty Clark
480-962-7848
martyclark@gmail.com

Newsletter

Dave Riddle
480-610-8234
dave@microworks.net

Tech Advisors

Armand LaCasse
602-904-1037
big.blue.truck@live.com
Roy Stoney
602-231-0706
royston469@msn.com

Webmaster

Dave Riddle
480-610-8234
dave@microworks.net



Membership

Contact Marty Clark at
480-962-7848 for
membership information.

Dues are \$18.00 per year

Update Your Triumph Membership

Marty has posted the updated membership list on our DCTRA.org website (see files section). It's updated through the January '08 Brunch meeting. He is still accepting digital pictures of your car (s) to include on this list. Club members voted to remove unpaid listings, so these will no longer receive club emails. If you would like your membership to be renewed, bring your payment to an event, meeting or mail a check (made out to DCTRA) to our Treasurer, **John Reynolds**, 806 E. Campus, Tempe, AZ 85282.

BLOW YOUR MONEY ON CARS NOT INSURANCE



Let's face it, the less you spend on insurance, the more you'll have to spend on the car of your dreams. So call Hagerty. Because all we cover are collector car owners - the select drivers on earth - our rates are ridiculously low. So blow your dough on something fun for a change.



Collector Car Insurance[®]

800-922-4860 | www.hagerty.com

INSURANCE • FINANCE • ROADSIDE ASSISTANCE • HOBBY RESOURCES

Minutes of the January Meeting

Champagne Brunch & Election of Officers

The brunch began at 11:00 Saturday morning at the Landmark restaurant in Mesa with approximately 40 members in attendance. After the usual impressive feast, John Horton opened the meeting with a toast to past members "gone but not forgotten."

Results of the election of officers were announced:

President: Kathy Slabaugh
VP & Events Chair: Kathy Nuss
Secretary: Bev Peterson
Treasurer: John Reynolds

Minutes of the December 2008 meeting were approved as printed in the newsletter.

Our treasurer said the club has money, reported on charitable donations made in December, and reminded everyone that dues are due.

Club member Ron Gurney offered a free ticket to the Barrett-Jackson auction; George Montgomery was the lucky recipient.

Kathy Nuss went over a tentative schedule of events for the year.
Next month's meeting will held at JB's Restaurant as usual.

New officers' photos were taken and the meeting adjourned. Some members proceeded to the

parking lot for an impromptu car show/inspection of the Triumphs driven to the Landmark.

Bev

Suggestions for 2009:

Three Flats Rally (San Tan Flat, Greasewood Flat and Tortilla Flat.)

Yard Sale Rally

Autocross

LBC Campout

Arizona Ghost Town Tour

Car Show at Kiwi's Golf Course

Economy Run

Let Kathy Nuss know if you have any other suggestions or if you are willing to take charge of one of these events.


Continued from Page 1

for. What about putting together a calendar for 2010 using pictures of members and their cars, group pictures from different events? Forming a "Madame Triumph" group for ladies who want to know more about what's under the hood. Myself, I know very little as my car arrived ready to hit the road. I wouldn't know if a mechanic was taking advantage of me or not. I do have people to call but would like to learn myself.

Many thanks to John Horton who was generous enough to offer his garage for our learning sessions once we get our group organized. Of course, men are also welcome to attend.

I look forward to seeing everyone at our next meeting where I hope to see a few new faces!

Kathy Slabaugh

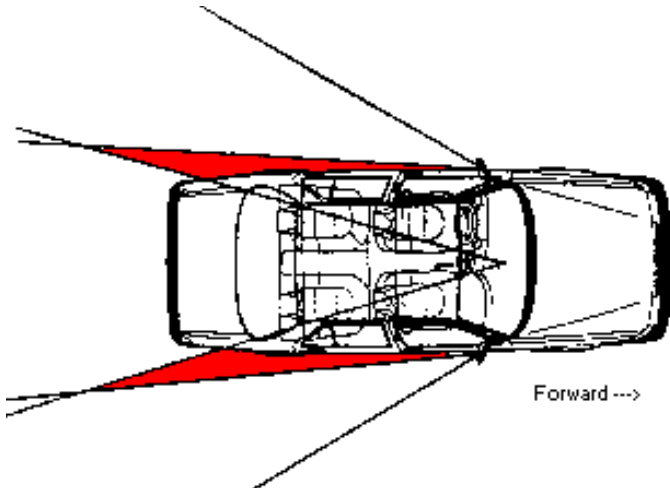


Driving Tips

Twelve Steps to Adjust your Sideview Mirrors

1. Find a safe place to park your car.

Park your car in your driveway or any other safe place where you are unlikely to be hit by other cars as you adjust your mirrors.



2. Sit in your driver's seat.

Get ready to adjust your 2 sideview mirrors and your rearview mirror.

3. Imagine two lanes of traffic, one on your left side and one on your right side.

4. Move your driver's side sideview mirrors outward.

A. Roll up the drivers side window.

B. Lean your head against the glass

C. Adjust your sideview mirror outward until you can no longer see the side of your car with this mirror. You want to be looking back down the lane beside your driver's side, **not** at the side of your car.

5. Move your passenger's sideview mirror outward.

A. Pretend that a piece of glass runs between the pasanger seat and the transmission tunnel.

B. Rest your head against this pretend piece of glass.

C. Adjust your sideview mirror outward until you can no longer see the side of your car with this mirror.

6. Check to see that you cannot see the sides of your car with your sideview mirrors.

Both of these mirrors should be adjusted to give a clear view of the lanes beside you, **not** the sides of your car.

7. All three mirrors — your 2 sideview mirrors and your rearview mirror — should give you unique perspectives on what is behind you.

8. Ask a friend to walk around the back of your car.

Adjust your mirrors until you can see your friend at all times.

9. Be on the lookout for blind spots.

As your friend circles your car, make sure that he can be seen as he transitions from rearview mirror to passenger mirror. Likewise, there should be no interruptions in continuity as your friend moves from rearview mirror to driver's side mirror.

10. Check your sides and front as well.

You should be able to pick up your friend as he transitions from your sideview mirrors to your peripheral vision as he travels from the back of your car on either side to the front.

Remember! The goal is **no** blindspots.

Continued on Page 9

Stoner
moreshine.com

JIM MEDLAND, President
JEFF GIROUX, Parts Mgr.



DELTA MOTORSPORTS INC.

9211 N. 9TH Ave., Phoenix. AZ 85021

**JOIN US FOR FREE COFFEE & DONUTS
EVERY SATURDAY MORNING FROM 9AM
ENJOY A RELAXING GET-TOGETHER
WITH YOUR FRIENDS.**

**OUR ENTRANCE IS ON HATCHER
WHERE 8th AVENUE WOULD BE
(IF THERE WAS ONE) - C'MON DOWN!**

e-mail: delta-ms@earthlink.net



**Parts and Accessories
for Fine
British Automobiles**



Fax (602) 971- 8609 Phone (602) 265-8026



DCTRA.ORG Email Account

Want to get a DCTRA email account (yourname@dctra.org)? Send an email to Dave@microworks.net and request one.


You can access the account via a web interface at <http://www.dctra.org:8383> or you can use a regular email client like Outlook, Eudora, etc... There is even built in support for syncing with Outlook and PDA phones (Windows Mobile, Blackberry, etc...)

The mail server is configured to provide stringent SPAM and Virus filtering so you can use the account with little fear of being bombarded with SPAM or getting a virus infected attachment.

Settings for your mail client: set both the POP3 and the SMTP Server to dctra.org.

Sound Deadening and Thermal Insulation

• Eliminate Road Noise • Reduce Engine rumble • Kill Exhaust Drone • Insulate from Extreme Temperatures



Dampifier


Dampifier is a self adhesive thermal-acoustic vibration mat that gets applied to the cars metal panels to dampen unwanted road noise, engine rumble and exhaust drone. Dampifier has no odor, protects against rust and has the highest thermal rating in the industry. Over 500 degrees! 40 sq feet \$96

**Save 60% off the popular
name brand products
by buying direct!**



Motor Mat

Motor Mat is a self adhesive thermal acoustic hood liner, designed to reduce engine noise inside the vehicle, and to protect the paint on the cars hood. It can also be installed on the firewall for greater heat and sound isolation results. 13.5 sq feet \$50



Luxury Liner

Luxury Liner is a sound barrier and absorber composite that gets applied on top of a vibration damper to reflect and dissipate unwanted sound waves. Luxury Liner is most commonly used to quiet highway noise and make hot rods quiet like luxury cars. No reason to hang up that cell phone while doing 80 mph now! 9 sq feet \$61



Spectrum

Spectrum is our family of water based, heat & noise coatings that can be sprayed or painted on with a brush roller or trowel. We have ceramic coatings for dissipating heat and ultra thick vibration paste for quick and easy applications. When compared to traditional asphalt and tar based products these products provide over 300% better results.
1 gallon \$51 - \$70
5 Gallon \$220 - \$305

Wholesale Accounts Available!

623.533.8193 • 800.679.8511 • www.secondskinaudio.com
3611 West Cambridge Ave, Suite #2 • Phoenix, AZ 85009

moSS

**Moss
Motors**
CLASSIC PARTS & ACCESSORIES



**FREE
Catalogs!**

EVERYTHING FOR YOUR BRITISH CLASSIC

- FREE Catalogs
- Same Day Shipping
- 24 Month Warranty
- Customer Loyalty Program
- Warehouses on East and West Coasts
- 50,000 Part Numbers



24

**MONTH
WARRANTY**

ON ALL CLASSIC BRITISH PARTS.
LONGEST WARRANTY IN THE BUSINESS.



SECURE ONLINE ORDERING!

www.mossmotors.com

DIRECT ORDER
HOTLINE
OPEN 7 DAYS
A WEEK!

CALL TOLL FREE:

800-667-7872

INTERNATIONAL CALLS: 805-881-3400

moSS

ORDER BY 3:00 PM WEEKDAYS YOUR LOCAL TIME FOR SAME DAY SHIPPING!

Classified

TRIUMPH/TOYOTA TRANSMISSION ADAPTORS

Put a Toyota 5 Speed into your TR-3 or TR-4, Transmission adaptor uses stock Triumph hydraulic clutch set up. Adaptor Kit, with instruction, pictures \$500.00, Bill Close, Mesa, Az, (602-524-5351)

Lease Return Notebooks & Computers

Dave Riddle has some more notebook computers that are available off lease return. Typical notebook is either a Dell or an HP Business class and the typical cost is between \$350 and \$400 and include carrying cases. Contact him at 480-610-8234 or dave@microworks.net

72 TR6 overdrive & wire wheels

Body off refurbishment. Almost everything new. For more information and photos Email 72TR6@commspeed.net Located in Prescott. \$12,500 OBO 928-445-0940

TR6 complete engine/parts for sale

Have a variety of used TR6 parts and complete 1970 engine on stand for sale. Also an aftermarket TR6 Hardtop. Will sell all for \$1250. Please forward to all who may be interested.

Contact Rick 520-780-1948
rschuarizona@yahoo.com

1963 TR3B for sale

Car was given to me by my brother, full intentions or restoring but need to make room. Car has sat for last 15 years after being hit in front end. Needs new front wings, inner fenders, an apron. Bonnet is a bit tweaked but repairable. Driver side rear wing also has damage from tire blowout prior to wreck. Needs windscreen glass, and a lot of TLC. For the good stuff. Frame I don't believe is bent, but you can be the judge. Car is rust free in all the typical places except for some rust through in floorboards. Interior is in good shape-seats and carpet are all good. Frame is rust free, but caked with road grease and grime. Looking to put on Ebay soon, but would like someone local if possible to take it so it can live out its life in sunny AZ. Asking \$2000.

Jim Preble
480-218-9655





Performance for Triumph

\$379



Also Available

- Ram Air Induction Systems
- High Performance Camshafts
- Roller rockers
- Anti-Sway Bar Kits
- Nylatron Suspension Bushings
- Up-rated Springs
- Adjustable Trailing Arm Brackets
- New Axle/Hub Kits with CV Joints

Triple Stromberg/SU Manifold Kit

The perfect carburetion system for your TR6

- Increase horsepower
- Improve throttle response
- Good fuel economy
- Smooth power at any rpm
- Excellent for stock & high performance engines

4361 New Holland Rd, Mohnton, PA 19540
610-777-4457 goodparts@verizon.net
www.goodparts.com

Calendar of Events

Saturday, February 14, 10:00 to 2:00:

Sweetheart Car Show at Gold Canyon U M Church, 6640 S. Kings Ranch Road just off US 60 in Gold Canyon. Application in newsletter.

Saturday, February 14: Gold Rush Days Parade, Wickenburg, AZ

Saturday & Sunday, February 21 & 22:
Highland Games, Margaret Hance Park in Phoenix. See Philip Blahak for entry form,

February 27 – March 1: Tucson British Car Roundup. For information, go to <http://tucsonbritish.com/Roundup.aspx>.

March 8: Wheels of Britain Car Show at Heritage Square

March 15: Breakfast Run. Pancakes in the Park sponsored by AMO.

April 18 & 19: British European Auto Tour.
<http://www.beataz.com>

Continued from Page 5

11. Make sure you never have to move your head.

If your friend can travel completely around your car and you never lose sight of him while keeping your head pointed in a straight-ahead position, you are done.

It is your eyes you want to move as you drive, not your head.


The time it takes you to move your head could prove fatal! When driving, milliseconds count.

12. Aspire to always be aware of everything that is around you.

If you can acquire a 360 degree sense of everything that is around you as you drive, your driving will improve.

Never again let yourself be blindsided by another

The Caledonian Society of Arizona Presents
The 45th Annual Arizona Scottish Highland Games & Gathering
SCOTCH TASTING! BEER GARDEN!



FEBRUARY 21 & 22, 2009
Gates open at 9am

Margaret T. Hance Park
1101 N. Central
Phoenix, AZ 85004

For more information
about tickets, FREE parking
& FREE shuttle contact:

602.431.0095
www.arizonascots.com

Entertainment * Athletics * Highland & Scottish
Country Dance * Mass Bands * Re-enactment
British Cars * Clans * Fun-Filled Wee Ones Area!
Scottish Merchandise & Gifts * Food!

MARK YOUR CALENDAR!

vehicle approaching your car — no matter what direction that vehicle might come from. All vehicles approaching your car should be on your mental radar at all times.

DCTRA @ PIR

Photos by Kathy Nuss

Due to some earlier incidents at the track (a Vette crashed in the morning Race Group Practice and two other cars blew motors resulting in the track having to be cleaned up from the oil spills), there was no time for any of us to get on the track, but there's always next month!

Thanks also to Bev for getting us all organized enough for a picture. We all had a nice time visiting and watching the cars go around the track. I am so



We had a great turnout at PIR on Saturday, January 31st; eleven Triumphs, a Morgan, a VW Beetle and a Porsche. Those present were Bev & Pete Peterson, Court & Kathy Slabaugh, John & Rose Ohnstad, Neil and Mark Miller, John & Kathy Nuss, Armand & Amanda LaCasse, Chris



proud of our club for supporting our events with such good numbers.

Tage Evenson, Regional Director for NASA sent along the following note...

"I feel terrible for not having the extra time to allow your club to drive a few laps on track.

Consider lunch on me. I hope they can make it out again soon and we'll try to get them on track again!"



Mullen, Brenda Hipps, Gene Glenn, Barbara Conklin, Mike Pavlik, Julian Anderson, Bob McIlravy, Dave Riddle, John Truttman, and Craig Kenyon.

Thanks to Dave Riddle for setting the event up and purchasing sandwiches and drinks for us.

Cruise Night Locations

Albertsons Shopping Center - Warner and Lindsey Friday Nights

Scottsdale Pavillions near McDonalds
Saturday evenings from 4:30

Downtown Mesa - 2nd Friday of each month in
Downtown Mesa

Mesa - Power & Hampton on Saturday
Evenings

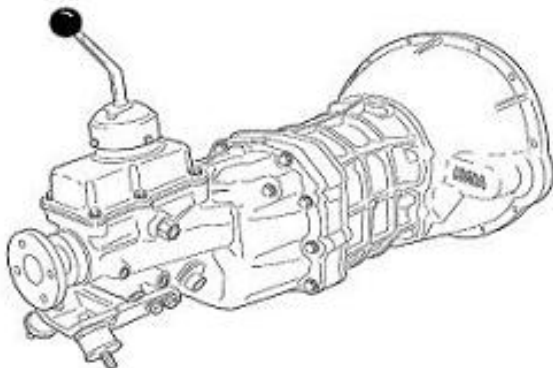


Last Sunday of every month
Cruise-in at Red Mountain.
summer hours - May-September 3:30-6:30
winter hours - October-April
202 and Recker rd N/E corner
Weather permitting
Questions call Gerry@ 602-430-4094
<http://www.rmchurch.org/mens/ci.html>



HVDA

**TRIUMPH
TRANSMISSION CONVERSIONS
(5-Speed for TR2 thru TR6)**



- 5 -Speed Transmission Conversions
- Hydraulic throw-out bearings for TR2 through TR6

Herman van den Akker
P.O. Box 6812
Pine Mountain Club, CA 93222-6812
Phone: (661) 242-1253
E-mail: handhvan@msn.com

www.hvdaconversions.com

Sweetheart Car Show

Saturday, February 14, 2008

Gold Canyon United Methodist Church

6640 Kings Ranch Road, Gold Canyon, AZ

Just off U.S. 60

10:00 AM to 2:00 PM

Registration fee: \$5.00

Proceeds to benefit the GCUMC Youth Programs

**All types of cars, trucks and cycles are welcome.
Winners selected by popular vote. One vote per registration.**

Classes:

Domestic Cars earlier than 1940

Domestic cars 1941 – 1959

Domestic Cars 1960 – 1979

Domestic Cars 1980 – 1999

Domestic Cars and Trucks 2000 – 2009

Trucks earlier than 1959

Trucks 1960 – 1999

Hot Rods

British & European Cars

Motorcycles

Hot dogs and drinks available for a donation.
.....

Entry Form

Name: _____ **Phone Number:** _____

Address: _____

Car Class: _____ **Make:** _____

Model: _____ **Year:** _____ **e-mail:** _____

**I agree to hold Gold Canyon United Methodist Church harmless while
driving to, during and from the show.**


Signature **Date:** _____

Make checks payable to: Gold Canyon United Methodist Church

Mail entry form and payment to: 2325 S. Gold Ore Court, Apache Junction, AZ 85219

6s That Won the West

Celebrating Forty Years of TR6



2009 All Triumph Drive-In

August 7-9, 2009

Eagle Crest Resort, Redmond, OR

Hosted by Portland Triumph Owners Association

CAR SHOW

SATURDAY, AUG 8TH

WWW.PORTLANDTRIUMPH.ORG

“B.E.A.T.” AZ AUTO TOUR ~ BRITISH EURO AUTO TOUR
APRIL 18TH. & 19TH. , 2009
PHOENIX ~ FLAGSTAFF 12TH YEAR ~ THANKS TO YOU !

PLEASE JOIN AUTO ENTHUSIASTS AND OWNERS OF WORLD-RENOWNED CARS MANUFACTURED IN GREAT BRITAIN AND EUROPE BY TAKING A 2-DAY AUTO TOUR STARTING FROM THE SONORAN DESERT OF PHOENIX AND CRUISE TO THE HIGH DESERT OF WICKENBURG WHERE WE WILL HAVE COFFEE AND DONUTS ~ THEN THROUGH THE JOSHUA TREE NATIONAL FOREST ALMOST TO BAGDAD AS YOU DRIVE THE TWISTING CURVES OF HIGHWAY 93 TO 96 TO KIRKLAND TO ENTER PRESCOTT FROM THE WEST. WE WILL HAVE SPECIAL PARKING ON WHISKEY ROW FOR LUNCH & SHOPPING. DRIVE BACK UP THROUGH THE WINDING ROADS OF MINGUS MOUNTAIN TO JEROME. DROP BACK DOWN TO THE CHAPARRAL OF CLARKDALE & COTTONWOOD FOR WATER & PICTURES IN THE PARK. SEE THE EVER CHANGING COLORFUL COUNTRYSIDE AS WE CRUISE OUR WAY NORTH INTO FLAGSTAFF FOR SATURDAY NIGHT.

ARRIVE SATURDAY MORNING AT 5:30 A.M. / **DEPARTURE IS 6:30 A.M. SHARP FROM I-17 AND DUNLAP RD. IN PHOENIX.** CARS WILL GATHER IN THE PARKING LOT OFF THE NORTHBOUND FRONTAGE ROAD (JUST NORTH OF THE SHERATON HOTEL). THERE WILL BE A SNACK TRUCK IN THE PARKING LOT SERVING BREAKFAST ITEMS AND DRINKS FOR YOU TO PURCHASE. SUNDAY MORNING WE WILL RETURN BACK TO PHOENIX BY WAY OF HIGHWAY 87 THROUGH PAYSON OR HIGHWAY 260 INTO CAMP VERDE AND THEN HIGHWAY 17 INTO PHOENIX.

THE \$100.00 PER VEHICLE REGISTRATION FEE IS REMAINING THE SAME FOR 2009. IT WILL BE LIMITED TO REGISTRATION CLOSING ON MARCH 23, 2009 OR THE FIRST 125 PAID REGISTRATIONS RECEIVED. JUST A COUPLE NOTES TO LET YOU KNOW WHERE YOUR REGISTRATION MONEY IS USED – WE ARE RESPONSIBLE FOR GAS FOR THE CHASE VEHICLE, PAYING WICKENBURG FOR THE COFFEE, DONUTS AND PORT-A-POTTIES, PRESCOTT FOR THE LUNCH “B.E.A.T. BUCKS” COUPON, COTTONWOOD FOR THE WATER AND INDIVIDUAL CAR / DRIVER PICTURES AND LITTLE AMERICA FOR THE SOCIAL HOUR WHICH INCLUDES THE APPETIZERS AND BARTENDERS. WE ARE ALSO CHARGED FOR THE USE OF THEIR TELEVISIONS FOR VIEWING SATURDAY’S AND SUNDAY’S DIGITAL PICTURES AND ROOM FACILITIES FOR SATURDAY’S HAPPY HOUR AND SUNDAY’S BREAKFAST. YOUR REGISTRATION ALSO COVERS THE RAFFLE GIVE-AWAYS. THERE WILL BE A ONE-PRIZE MAXIMUM PER REGISTRATION. YOU WILL BE GIVEN ONE TICKET PER REGISTRATION THAT WILL BE PLACED IN THE RAFFLE BOX CONTAINER AND SUNDAY MORNING DURING BREAKFAST WE WILL DRAW TICKETS FOR THE RAFFLE PRIZES. SPECIAL AWARDS WILL BE GIVEN DURING THIS TIME ALSO.

REGISTRATION IS \$ 100.00 PER VEHICLE & INCLUDED IN YOUR REGISTRATION IS:

DASH PLAQUE / DRIVER’S SHORT SLEEVE T-SHIRT / GOODIE BAG WITH EXTRAS / RALLY BOOK WITH DIRECTIONS, EVENT TIME TABLE & ADDITIONAL INFORMATION
SILK SCREENED LICENSE PLATE LOGO FOR FRONT OF VEHICLE
COFFEE & DONUTS IN WICKENBURG ALONG WITH SPECIAL PARKING & POLICE ASSISTANCE
LUNCH “B.E.A.T. BUCKS” COUPON IN PRESCOTT, SPECIAL PARKING ON “WHISKEY ROW” & POLICE ASSISTANCE
WATER & INDIVIDUAL CAR/DRIVER PICTURES IN COTTONWOOD ALONG WITH “BEST SOUNDING EXHAUST” CONTEST
EXPANDED SOCIAL HOUR & HORS-D’OEUVRES SATURDAY EVENING (AT LITTLE AMERICA)
RAFFLE PRIZE DRAWINGS DURING SUNDAY BREAKFAST (1 PRIZE MAXIMUM PER REGISTRATION)
TRAILER ASSISTANCE TO NEXT SAFE LOCATION MOVING FORWARD ON ROUTE

NOT INCLUDED WITH YOUR \$100.00 REGISTRATION:

DINNER & LODGING SATURDAY EVENING IN FLAGSTAFF
BUFFET BREAKFAST SUNDAY MORNING

LODGING AT LITTLE AMERICA: 1-800-352-4386 PLEASE MENTION “B.E.A.T.” TO RECEIVE YOUR SPECIAL ROOM RATE OF \$89.

MIKE / JANICE @ 480-759-9386 (KOOLKATAZ@QWEST.NET) (VISIT OUR WEB PAGE FOR CURRENT INFORMATION) - WWW.BEATAZ.COM

Disclaimer: We are still in negotiations with the cities on the route for the event. Location changes might be made at a later date.

BRITISH EURO AUTO TOUR ~ APRIL 18TH. & 19TH., 2009
12TH. YEAR ~ THANKS TO YOU !!

REGISTRATION IS \$100.00 PER VEHICLE & INCLUDES DRIVER'S SHORT SLEEVE T-SHIRT. IT WILL BE LIMITED TO REGISTRATION CLOSING ON MARCH 23, 2009 OR THE FIRST 125 PAID REGISTRATIONS RECEIVED.

A CONFIRMATION WILL BE SENT AS A REMINDER OF MEETING LOCATION & TIME.
PLEASE SEE WWW.BEATAZ.COM FOR LATEST NEWS & INFORMATION.

PLEASE PRINT LEGIBLY !!

NAME OF DRIVER: _____ DRIVER'S SHORT SLEEVE SHIRT SIZE _____

TOTAL NUMBER OF OCCUPANTS IN YOUR VEHICLE: _____

ADDRESS: _____

CITY: _____ STATE _____ ZIP _____

HOME PHONE # _____ E-MAIL ADDRESS _____

MARQUE _____ MODEL _____ YR. _____ COLOR _____

BY SIGNING ON THE LINE BELOW, I AGREE TO HOLD THE B.E.A.T. HARMLESS & NOT LIABLE WHILE TRAVELING TO, DURING & FROM THE B.E.A.T. EVENT.

SIGNATURE _____ DATE _____

ADDITIONAL SHORT SLEEVE T-SHIRTS SIZES SMALL – XL ONLY \$10 / EACH

SMALL _____ MEDIUM _____ LARGE _____ X-LARGE _____

XXL _____ \$12 / EACH XXXL _____ \$15 / EACH

LADIES T-SHIRT SIZES SMALL – XL ONLY \$10/ EACH

SMALL _____ MEDIUM _____ LARGE _____ X-LARGE _____ XXL _____ \$12 / EACH

ADDITIONAL LONG SLEEVE T-SHIRTS SIZES SMALL – XL ONLY \$13 / EACH

SMALL _____ MEDIUM _____ LARGE _____ X-LARGE _____

XXL _____ \$15 / EACH XXXL _____ \$18 / EACH

SUNDAY BREAKFAST INCLUDES THE FOLLOWING: FRESH SQUEEZED ORANGE JUICE & CRANBERRY JUICE, SLICED FRESH FRUIT, CROISSANTS, DANISH & ASSORTED MUFFINS, JAMS & MARMALADES, ASSORTED DRY CEREALS, FLUFFY SCRAMBLED EGGS WITH FRESH HERBS, TOMATOES & CHEDDAR CHEESE, SMOKED BACON OR SAUSAGE LINKS, COTTAGE POTATOES, COFFEE, TEA AND WATER

REGISTRATION W/ DRIVER'S T-SHIRT \$100.00

BREAKFAST BUFFET @ \$23.75 EACH x _____ \$ _____

(INCLUDES TAX & GRATUITY)

EXTRA T-SHIRTS (SEE ABOVE PRICING) \$ _____

MAGNETIC DOOR SIGNS W/ SPECIAL MAGNETS @ \$26 EACH \$ _____ (11" x 19" SIZE)

PLEASE REMEMBER TO BRING YOUR PREVIOUS MAGNETIC SIGN FOR THE FREE '09 DATE STICKER

_____ CHECK HERE TO RESERVE YOUR '09 STICKER.

TOTAL ENCLOSED \$ _____

REGISTRATION OR BREAKFAST REFUNDS WILL NOT BE GIVEN AFTER MARCH 23, 2009 AND THERE WILL BE NO CREDITS GIVEN TOWARDS THE 2010 TOUR.

MAKE CHECKS PAYABLE TO "B.E.A.T." AND MAIL REGISTRATION TO:
JANICE GOODWIN, 3322 EAST NIGHTHAWK WAY, PHOENIX, AZ 85048

FOR ADDITIONAL INFORMATION: (480) 759-9386

E-MAIL: KOOLKATAZ@QWEST.NET WEBSITE: WWW.BEATAZ.COM

CONTACT LITTLE AMERICA IN FLAGSTAFF FOR HOTEL RESERVATIONS
AND BE SURE & MENTION "B.E.A.T." 1-800-352-4386 \$89 ROOM RATES

Website Makeover

The DCTRA website gets a makeover!

The previous design was on-line for for two years. Time for an update. I had been working on a redesign on and off for a while but after getting a copy of the photo of Jim Bauder's restored TR250 I was inspired as to the color selection and other design accents.

Hope you like it.

This got me thinking that I would keep the design elements the same but just change the header photo and update the color scheme to match the photo.

Therefore... If you would like to see your car featured like Jim's please email me a nice high resolution photo of your car. Give me plenty of background room around the car (meaning: don't zoom in on your car and make sure the background is "pleasing" and complimentary to your car) so that I can better crop and position the car within the header area.

It's a great time of the year to have the car out so get the out to a park, etc... and take some new photos!

I also added a free "Classified Advertising" section. Give it a try!



WHEELS OF BRITAIN 2009

Event Logo[®]



Pre-orders will be accepted for your Wheels of Britain event T-Shirts

The event logo will be placed on the back of a neutral color T-shirt. Wheels of Britain 2009, 10th Anniversary will appear on the front of the T-shirt. Your order will be available for pick-up at the registration table on the day of the event. Women's style is a scoop neck with sizes available only in small, medium or large.

Please indicate the style (Men or Women's), the size(s) and quantity desired. Please include this order sheet and enclose your payment with your vehicle registration.

Sizes	Item Price	Men's	Women's	Quantity Ordered	Order Total
Small (M/W)	\$10.00	_____	_____	_____	\$_____
Med (M/W)	\$10.00	_____	_____	_____	\$_____
Large (M/W)	\$10.00	_____	_____	_____	\$_____
Xlarge (M)	\$10.00	_____	_____	_____	\$_____
Xxlarge (M)	\$12.00	_____	_____	_____	\$_____
XXXlarge (M)	\$12.00	_____	_____	_____	\$_____
				Total T-shirt order	\$_____

Lotus
Triumph
Morgan
Sunbeam
Metropolitan
Delorean

Wheels of Britain 2009

Presented By



Austin Healey
MG
Classic Mini
MINI
Jaguar
and more

THE BRITISH MOTOR ENTHUSIASTS

Sunday, March 8th, 2009

Heritage Square, 6th and Monroe Streets, Downtown Phoenix, AZ 85004

The Event is Rain or Shine and an Open Display for All British Built Vehicles – from Show Cars to Daily Drivers

Gates open at 8:00 a.m. and close at 10:00 a.m. All vehicles need to be in place by 10:00 A.M. sharp. Due to heavy pedestrian traffic, Heritage Square and the City of Phoenix request vehicles remain on display until 2:30 P.M.

REGISTRATION

Registration: \$25.00 for each vehicle entry. Please complete one registration form for each vehicle entered. **Registrations must be postmarked by Saturday, February 21, 2009 to determine awards and vehicle classes. Late entries postmarked after February 21, 2009 will have no effect on the number of awards presented or be used to determine a vehicle class. No entries will be accepted after March 4, 2009.**

There will be NO day of show registrations

AWARDS: - Presented at 2:00 P.M.

- **Vehicle classes and trophies** will be based upon the number of registrations postmarked by February 21, 2009.
- **Masters' Class** – First Place winners of their designated Class from the Wheels of Britain 2008 show.
- **Best of Show** – To be considered for the Best of Show, the Wheels of Britain selection committee will request the owner to raise the vehicle bonnet and boot lid for display and inspection.
- **Longest Distance Driven** – Vehicle must be driven to Heritage Square for the sole purpose of this event.
- **Spirit of Britain** (Murph memorial award) – Representative of a vehicle kept running and driven for the pure joy of the driving experience. The vehicle must be driven to Heritage Square for the event. A Wheels of Britain committee selects the winner.

JUDGING – is by popular vote of the entrants with the exception of Best of Show. All decisions by the BME are final.

Dash Plaques: - will be provided to all registrations.

Trailer Parking – The Heritage Square Parking Garage cannot accommodate trailers. There is limited parking available on the city streets surrounding Heritage Square.

Registration Acknowledgment: Registrants will receive a postcard approximately one week prior to the event. This postcard acknowledges receipt of your registration and provides your Class number.

Your postcard identifies your vehicle "Class" and helps to expedite parking. After presenting your postcard at the registration table for your registration packet, deposit the card in a specially marked box at the registration table. The card will also serve as your ticket to win one of the many door prizes that will be drawn throughout the day. ALL registrants are eligible to win a door prize.

Please bring the postcard to the event. Postcards cannot be duplicated at the gate!

For information about the Wheels of Britain or the British Motor Enthusiasts, call Marie at (602) 971-7807 or Shirley at (480) 985-2531

PLEASENo Soliciting, Advertising, or For Sale Signs Inside Heritage Square

- All commercial advertising must be placed in the Registration Packets provided to each registrant. Should you desire to advertise, our fee is \$25 or an equivalent value in the form of a donated door prize. Advertising information and fee (check or door prize) no later than February 27, 2009 to British Motor Enthusiasts, 4408 E. Le Marche Ave, Phoenix AZ 85032. Please provide 150 copies of your advertisement information for inclusion in the registration packets.
- There is no charge for announcing future car events; however all material must be inside the registration packets.

NO ADVERTISING MATERIALS WILL BE ACCEPTED AT THE EVENT.

Copyright BME 2008

PLEASE, ONE FORM FOR EACH VEHICLE REGISTERED
(Photocopies of this form are acceptable)



WHEELS OF BRITAIN 2009 ©

Sunday, March 8, 2009 at Heritage Square, 6th and Monroe Streets, Phoenix, AZ 85004

(Please Print Clearly)

Name (of owner) _____

Street Address _____

City _____ State _____ ZIP _____

Home Phone () _____ Work Phone () _____

Marque _____ Series _____ Color _____ Year _____

British Car Club Affiliation _____

I agree to hold the British Motor Enthusiasts, Inc. and the City of Phoenix harmless while traveling to, during and from the event.

Signature _____ Date _____

Gates Open: 8:00 AM. Cars must be in place by 10:00 AM sharp.

Registration fee: \$25 per vehicle

Registrations must Be Post Marked by February 21, 2009
(Note: The vehicle classes and trophies are determined by
the number of registrations postmarked by this date).

**No registrations will be accepted after March 4,
2009 or at the event.**

Make Checks payable to:

British Motor Enthusiasts

T-Shirt Amount Enclosed: \$ _____

Registration Amount Enclosed: \$ _____

Total Amount Enclosed: \$ _____

Mail with your remittance to:

BME

2325 S. Gold Ore Court

Apache Junction, AZ 85219

The British Motor Enthusiasts host the annual Wheels of Britain event in March. Throughout the remainder of the year, the BME sends email information about monthly inter-club breakfast drives that local British car clubs or the BME may host, and local and regional events that may be of interest to the owners of British vehicles.

☐ I am interested in receiving email information about the monthly breakfast drives and other local and regional events. My current email address is below.

☐ My email address has changed. Please correct your records.

We will add you to our email list and/or update our records. Thank you. Please note that the BME does not share address information with other organizations.

Email address: _____
Please print clearly

Contacts:

General Information: Shirley (480) 985-2531
Marie (602) 971-7807

Wheels of Britain 2009 Registration: John or Kathy, (480) 983-3945

Member Profile

From "Members Cars" on DCTRA.ORG

Simon Kotsailidis 1970 TR6 Rest-Mod

Let me introduce myself. My name is Simon Kotsailidis and my wife Marie and I moved to the valley from New York in 2001. We live in

bought the car from a young man in California through a non paying Ebay bidder. The car needed drastic mechanical work as well as body work. There was not an inch of straight metal on it! There was a blown differential and the car could not be driven more than 3 MPH. The car sat on the side of my house until I could evaluate which way and extent I should go with the restoration. Well, Luck would have it as we cashed out of an investment property when my wife Marie, decided to get this poor car back on the fast track to its former glory.



Southeast Chandler. She is a CPA and I work for Woodside homes as a back-end Superintendent. We both dabble in the real estate market for kicks. When we need money, we buy a house and resell it!!! We've met some great people here and call it our home. I've always had my heart on the TR6 since I could remember....And I'm only 37 years old! My wife knew that if given a choice, I would rather have a beat up TR6 over a new Corvette. With that in mind, she gave me the green light to go and find a TR to restore. It is still a dream to me today that I own this car.

Yes, It is true...My 1970 TR6 has been in the process of a rest-Mod since last May of '06. The details of this resurrection are as follows. I

Soon thereafter, I was on the phone talking to Tony Vigliotti of Ratco (Ratco.com) ordering the best of upgrades on my new frame. It took about three months to get but worth every moment and penny. The frame arrived late in January of '07. I sent the motor out to Gruelichs engines (Gruelichsengines.com) for a rebuild along with polished and ported heads, Roller rockers and balancing. Greg Gruelich did a wonderful job. The bumpers were restored and



rechromed by Papago Plating in Phoenix. Next up was the reliability and strength of a Toyota

5spd from Herman Van Den Akker. (HVDA.com) Herman was awesome to work with as he had great patience with me deciding which clutch and hydraulic bearing would work with my setup. New Laycock pressure plates were sourced out of England, so I bought two of them!

I am one who believes these cars are to be driven and enjoyed and to be shown to the world on our everyday streets. My restoration was to make this car bulletproof yet look absolutely original from the outside. Richard Good (Goodparts.com) was a great help in communicating his upcoming

new products. Aside from purchasing his Diff conversion, I waited two months for the release of his Nissan Axles which I received in great excitement! Richard has been amazing at calling me with status reports.



The bodywork started off great until I received the tub from the shop (name withheld for now) after three months to find it had been painted in a wind storm! I was soooooo

disappointed that it affected my life for days until I mustered up the courage to complain. They took the tub back and after another \$1500 and

Continued on Page 27

30

Years of Experience, Knowledge
& Quality Products





Wire Wheels • Tires • Hubs • Adapters
Knock-offs • Conversions • Custom Work • Wheel Care Products

CALL US
TOLL FREE!

800.WIRE WHEEL (800.947.3943) • bwwsales@pacbell.net

Page 22



At Arizona Image CARSTAR Paint & Autobody we like to think of our customers as friends, and hope you will feel the same. Situated in a very strategic location in Mesa, Arizona Image CARSTAR is a 13000 square ft facility of quality automobile service and repair.

We offer Domestic and Import collision repair, Pick-up and Delivery service, Hassle free handling of insurance claims, I-Car Gold Class certified technicians, Repair Warranties, On-site rental cars, 24 Hour Towing, and Detail Service.

Dan Needham, owner of Arizona Image CARSTAR Paint & Body, has been in the collision business for over 23 years. He has been around the business all his life. He started out helping his dad at a very young age when his dad owned his own shop for 47 years, the last 22 years in Mesa. Dan manages the business end of the collision repair facility and Arizona Image CARSTAR Paint and Autobody.

ARIZONA IMAGE CARSTAR

Paint and Auto Body
1858 East Main Street
(480) 461-1000 ½

One - Half ½ Block West of Gilbert on North side of Main Street



DCTRA 2007 Membership Application & Renewal Form

Please print and return completed form to:

John Reynolds, Treasurer

806 E. Campus

Tempe, AZ 85282

Member Info:

Name: _____

Address: _____

City: _____ State: _____ ZIP: _____

Phone: _____ Phone: _____

email: _____

(required for newsletter notification)

Auto Info:

Make: _____ Model: _____ Commission #: _____

Make: _____ Model: _____ Commission #: _____

Make: _____ Model: _____ Commission #: _____

Length of Membership

☐ One Year
\$18.00

☐ Two Years
\$34.00

☐ Three Years
\$50.00

I would like to Receive the Newsletter via:

☐ Email
☐ US Mail

Comments/Suggestions:

Form may be returned to John Reynolds,
Treasurer, 806 E. Campus, Tempe, AZ 85282

**Shop Online ... www.VictoriaBritish.com
or Request Your FREE Catalog Today!**

24

Hours
A Day

Shop Online ... Fast, Simple & Safe
www.VictoriaBritish.com

7

Days
A Week

Orders • Catalog Requests • Status



**Fully Illustrated
FREE Catalogs**

Quality Parts & Accessories

Fully illustrated catalogs with the parts you need. Specify your make and model to get a FREE catalog.

Fast Service, Simple Ordering and Convenient, Quick Delivery.




SUNBEAM

- Austin Healey
100-4, 100-6 & 3000
- Austin Healey Sprite
& MG Midget
- MGA
- MGB & MGC

- TR2, 3, 4, 4A, 250
- TR6
- TR7 & TR8
- Spitfire & GT6
- Sunbeam Alpine
& Tiger

"Keep'em On The Road™"

**www.VictoriaBritish.com
1-800-255-0088**



We still have copies of the Triumphest 2007 Event Poster.

Don't have one hanging in your garage?

Get one!

Only \$1.00

Contact Dave Riddle at 480-610-8234 or via email: dave@microworks.net to arrange to get one at a Club Meeting

Triumph Frames & Performance Upgrades

Available Now Frames For:

- TR2 • TR3 • TR4 (SRA)
- TR4A (IRS) • TR250-6 (IRS)

Suspension Upgrades:

- Coil Over Shock Conversion Kit
- Tube Shock Conversion Kit
 - Front Sway Bar Kit
 - Rear Sway Bar Kit
 - Throttle Linkage Kit

Keeping the Marque Alive...
TRIUMPH SPORTS CARS

Three years in development, jig built and hand welded frames are now available for your restoration project. This may well be the most important part of your project. A rigid modern foundation, upon which to build the rest of your dreams.

Suspension upgrades and other performance improvements also available.

Visit our website www.rat-co.com for complete catalog and technical information or call (631) 205-2426 or e-mail us at tony@rat-co.com.



Roadtronics Automotive
Technologies Company Inc.
7 Old Dock Road • Yaphank, NY 11980

(631) 205-2426

Fax: (631) 205-1072

www.rat-co.com

Continued from Page 22

two months, I received it only 40% better. I ordered new sheetmetal and assembled the car. After searching high and low for a restoration shop willing to take on my project, I had finally found Liquid creations (Liquidcreations.net) and

Most important of all, is my loving wife. She has been the rock through all this. It is through her support that is making this possible.....Our spare bedrooms are now parts bins! I hope to have the car ready by September and look forward to meeting everyone!

Status Update:



I still need to swapout the "old style" goodparts axles in the car with the "new style". This is something that has been looming for a while and have not had time to do. Work has been very very very busy the last few months. The car is up on stands as it sits today (for the last month!) I appreciate the write up followup. The missing details are the door panels, badging on the exterior, and a heavy duty clutch replacement to keep up with the supercharger. I currently have a nos Laycock unit in there that

met Spencer the owner. He is a dedicated car buff and places attention to details. His beliefs are to make it look gorgeous since his reputation stands behind the work. It is finally going to be painted in the next week or so after intense re-bodywork to clarify the wrongdoings of the last shop.

In conclusion, This car will be repainted a slight darker shade of french blue, have a supercharger, alloy radiator, alloy sump and rocker cover, Toyota trans, Nissan diff and axles, Ratco powdercoated frame with coil over shocks. A new driveshaft made by Mesa Driveshaft will replace the old unit, NOS Tail lights and sidelights, Leather seats, NOS BL 8 track radio, New wiring powerblock harness (Britishmcce.com) , electric cooling fan, Stainless headers and exhaust, Mallory Unilite Distributor with tach drive and Hyfire IV ignition, and more goodies!



does not have enough clamping force. It will be replaced with a Spec clutch setup once the axles go in. From there, it should be done. Also there is a hardtop being restored as I write this to match the car sourced out from PA a year ago.

See page 28 for instructions on how to post your own TR Story on the DCTRA Website

Post Your TR Story to the Club's Website

All members that Register with the website (<http://www.dctra.org>) can post a profile and history of themselves and their car(s) along with a photo. Visit the site and on the membership page you can find a detailed step-by-step process (including pictures!) of how to do it.

http://www.dctra.org/files/How_to_post.pdf

Our Webmaster would be happy to post your info for you if the following seems to complicated. Just email him (dave@microworks.net) with the text you want and a picture if you have one.

Or...

You can follow the instructions below or go to **http://www.dctra.org/files/How_to_post.pdf** to open/download a PDF document that takes you through the process step-by-step with illustrations.

1. Login

2. Select "Write" from the menu at the top (your account must be upgraded from the initial level when the account was created - if you do not see the "Write" option send an email to Dave to have your account upgraded)

3. Fill in the Title box. For example enter your name: John Q. Public

4. In the Post box fill in a little bit about yourself, your car and how the two of you got together.

5. **DO NOT CHECK** the "Notify everyone (regardless of subscription).

Now to upload your picture(s) to accompany your post...

6. Select the "Browse" button on the right hand side of the field called "File" **See below for some**

advice on photos.

7. This opens the normal Choose File dialog box. Find the file you want to upload. Click on it and then select the "Open" button. If you want give the file a Title and a description.

8. Press the "Upload" button.

9. Leave the settings "Show Thumbnail" and "Link File" just like they are.

10. Now backup in the box where you typed your "Post" place the cursor where you want the picture to be located.

11. Press the button "Send to editor"

12. Over on the right hand side in the Categories menu place a check in the "Members Cars" box.

13. If you want people to be able to comment about your post leave the Comments and Ping boxes checked. Otherwise uncheck them.

14. Press the "Publish" button

Now you can "View site" and see your post in the "Members Cars" category!

A Note about posting and uploading your picture in your Member Posting. PLEASE PLEASE PLEASE pay attention to the size of the picture you want to upload. Resize the image so that it is no more than 600 pixels wide. If you do not know how to do that feel free to email the picture to dave@microworks.net and he will resize the image and email it back to you.

Speed-rated Triumph redlines.
Oh, yeah.

From the redline tire company



Diamond Back Classic Radials

Call to receive our free catalog.

1-888-922-1642

www.dbtires.com



**Full Service Professional Florist
Locally Owned and Operated Since 1960**

**ORDER BY PHONE
24 HOURS. 7 DAYS A WEEK
602-840-1200**



11 Valleywide Locations . . .

Phoenix • Scottsdale • Mesa • Glendale • Chandler • Sun City West • Tempe



**DORANWALTER
15580 HILTON ROAD
APRIL 1972
ARIZONA 85219**