



Triumph TRumpeter

OFFICIAL NEWSLETTER OF
THE DESERT CENTER—TRIUMPH REGISTER of AMERICA

PROMOTING TRIUMPHS AROUND THE WORLD
WITH OUR SISTER CLUB,
THE ISLE OF WIGHT TRIUMPH CLUB, U.K.

<http://www.dctra.org>

January 2009

VOL. 30 Issue 1

PREZ SEZ	1
OFFICERS	2
MINUTES	4
TECH - Driving Tips	5
DCTRA.ORG EMAIL ACCOUNT	6
CLASSIFIED	8
CALENDAR	9
WILD WEST STAG	10
CRUISE NIGHTS	11
CHRISTMAS PARTY	13
BREAKFAST RUN	15
TR3 DOOR PANELS	16
WEBSITE MAKEOVER	17
MEMBER PROFILE	21
DAY AT THE TRACK	22
MEMBERSHIP FORM	23
ELECTION BRUNCH INFO	27
ADD YOUR PROFILE	28

NEXT CLUB MEETING:

Jan 17, 2009

11:00 AM

Landmark Resturant

**Annual Election Brunch -
Location and Directions on
Page 26**



THE PREZ SEZ

This is my last article as president. It was not an overly eventful year, however there were a few trials and tribulations to make this office interesting. Having the Brunch on Saturday instead of Sunday is probably a good idea and am looking forward to it. I would like to thank friends that were particularly helpful: David Riddle, our very capable webmaster and publisher; Marty Clark, who kept the membership records in excellent shape; Stu Lasswell who provided wise guidance; John Reynolds, who was always available to double the treasury in Lost Wages NV; Kathy Nuss, for her expert event planning, and Armand LaCasse, who helped ease the rough spots.

The toy drive was a success. I delivered a car load of toys to the Children's Hospital, thanks to those that donated them. They have gone to help children ease their long recuperative time in a strange place. Thanks All.

Looking forward, we have a Breakfast Run this month, and the Wheels of Britain show in March, always a favorite. We had talked about a DCTRA calendar, and I think it would be a good idea. I believe Marty was going to work on it. Let's send a picture to him of a favorite Triumph - we need 13 to make a calender.

One note, I particularly want to thank the Peterson's for inviting our group into their home for the Christmas party. I wish all a very happy New Year and a prosperous one.

John Horton

***FLASH: AOL Email Addresses will
no longer be allowed to subscribe
to the DCTRA Email List***



2008 Officers

President

John Horton
602-843-1399
johnehorton@yahoo.com

Vice President & Events

Kathy Nuss
480-983-3945
jknuss@juno.com

Secretary

Deta Hampsch
623-434-1999
dehamps6@aol.com

Treasurer

John Reynolds
480-968-6078
johntempe8@worldnet.att.net

2008 Appointees

AAHC Rep

John Horton
602-843-1399
johnehorton@yahoo.com

Distribution

Gene Glenn
602-264-2534
geneglenn@phoenixazcommercialproperty.com

Historians

Armand LaCasse
602-904-1037
big.blue.truck@live.com

Membership

Marty Clark
480-962-7848
martyclark@gmail.com

Newsletter

Dave Riddle
480-610-8234
dave@microworks.net

Tech Advisors

Armand LaCasse
602-904-1037
big.blue.truck@live.com
Roy Stoney
602-231-0706
royston469@msn.com

Webmaster

Dave Riddle
480-610-8234
dave@microworks.net

Membership

Contact Marty Clark at
480-962-7848 for
membership information.

Dues are \$18.00 per year

Update Your Triumph Membership

Marty has posted the updated membership list on our DCTRA.org website (see files section). It's updated through the January '08 Brunch meeting. He is still accepting digital pictures of your car (s) to include on this list. Club members voted to remove unpaid listings, so these will no longer receive club emails. If you would like your membership to be renewed, bring your payment to an event, meeting or mail a check (made out to DCTRA) to our Treasurer, **John Reynolds**, 806 E. Campus, Tempe, AZ 85282.

BLOW YOUR MONEY ON CARS NOT INSURANCE



Let's face it, the less you spend on insurance, the more you'll have to spend on the car of your dreams. So call Hagerty. Because all we cover are collector car owners - the select drivers on earth - our rates are ridiculously low. So blow your dough on something fun for a change.



Collector Car Insurance[®]

800-922-4860 | www.hagerty.com

INSURANCE • FINANCE • ROADSIDE ASSISTANCE • HOBBY RESOURCES

Minutes of the December Meeting

John opened the meeting at 7PM with about 30 present, including one visitor- Don Becker with a '74TR6.

The minutes were accepted as printed.

Matt gave his father's treasurer report as his Dad was having surgery the next day. The checks to the charities were sent out.

Dave did another GREAT job on the newsletter.

Membership will be caught up soon there will be a new membership list out on line soon.


Kathy gave us a rundown of upcoming events- see her article for a complete listing. PLEASE be sure to sign up on line for the Campaigne Brunch on Jan 17. This is a SATURDAY! Elections will be held . Nominations are Pres: Stu Laswell & Kathy Slabaugh, V-P: Kathy Nuss & Gene Glenn, Sec: Bev Peterson (Deta has withdrawn), Tres: John Reynolds. Absentee ballots will be available on line. Both husband wife each have a vote.

A variety of subjects were covered in Tech Talk.
Meeting adj-7:35PM

DCTRA Toy Drive

Toys collected by DCTRA & the Breakfast Run bunch for Phoenix Children's Hospital, loaded on their TR8 sleigh.





20% Labor Discount for
DCTRA Members

Computer & Network Maintenance and Repair
Serving the Phoenix area since 1994

Dave Riddle
480-610-8234 or dave@microworks.net
<http://www.microworks.net>

Driving Tips

Brakes and Braking

Want to be fast? Learn to brake “forward” not “backward”

“Backward”

Light initial braking, pressing progressively harder toward the end.

This pitches the car forward and unloads the rear end prior to turn in and can contribute to a spin. Requires longer braking zones and increases corner entry time.

“Forward”

High initial pedal pressure, modulate to keep wheels from locking up – threshold.

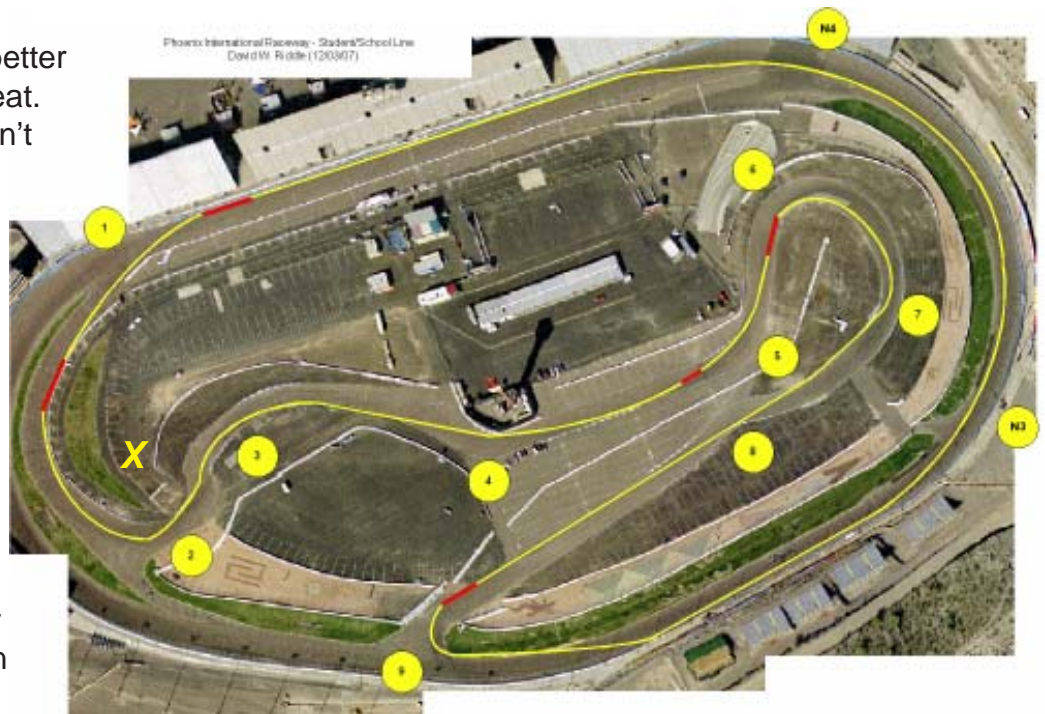
Shortens braking zone, decreases corner entry time, better car balance, better brake heat. When braking, BRAKE! Don’t “sneak” up on a corner

Shifting

Hold the shifter “gently”
Do NOT speed shift or “slam” the gears
“Feel” the shifter in and out of gear.
Redline is NOT a shift point.

When NOT shifting get your hand OFF the shifter and on the wheel!

No “jolts” in the upshift – keep it linear.



Stoner

moreshine.com

JIM MEDLAND, President
JEFF GIROUX, Parts Mgr.



DELTA MOTORSPORTS INC.

9211 N. 9TH Ave., Phoenix. AZ 85021

**JOIN US FOR FREE COFFEE & DONUTS
EVERY SATURDAY MORNING FROM 9AM
ENJOY A RELAXING GET-TOGETHER
WITH YOUR FRIENDS.**

**OUR ENTRANCE IS ON HATCHER
WHERE 8th AVENUE WOULD BE
(IF THERE WAS ONE) - C'MON DOWN!**

e-mail: delta-ms@earthlink.net



**Parts and Accessories
for Fine
British Automobiles**



Fax (602) 971- 8609 Phone (602) 265-8026



DCTRA.ORG Email Account

Want to get a DCTRA email account (yourname@dctra.org)? Send an email to Dave@microworks.net and request one.


You can access the account via a web interface at <http://www.dctra.org:8383> or you can use a regular email client like Outlook, Eudora, etc... There is even built in support for syncing with Outlook and PDA phones (Windows Mobile, Blackberry, etc...)

The mail server is configured to provide stringent SPAM and Virus filtering so you can use the account with little fear of being bombarded with SPAM or getting a virus infected attachment.

Settings for your mail client: set both the POP3 and the SMTP Server to dctra.org.

Sound Deadening and Thermal Insulation

• Eliminate Road Noise • Reduce Engine rumble • Kill Exhaust Drone • Insulate from Extreme Temperatures



Dampifier


Dampifier is a self adhesive thermal-acoustic vibration mat that gets applied to the cars metal panels to dampen unwanted road noise, engine rumble and exhaust drone. Dampifier has no odor, protects against rust and has the highest thermal rating in the industry. Over 500 degrees! **40 sq feet \$96**

**Save 60% off the popular
name brand products
by buying direct!**



Motor Mat

Motor Mat is a self adhesive thermal acoustic hood liner, designed to reduce engine noise inside the vehicle, and to protect the paint on the cars hood. It can also be installed on the firewall for greater heat and sound isolation results. **13.5 sq feet \$50**



Luxury Liner

Luxury Liner is a sound barrier and absorber composite that gets applied on top of a vibration damper to reflect and dissipate unwanted sound waves. Luxury Liner is most commonly used to quiet highway noise and make hot rods quiet like luxury cars. No reason to hang up that cell phone while doing 80 mph now! **9 sq feet \$61**



Spectrum


Spectrum is our family of water based, heat & noise coatings that can be sprayed or painted on with a brush roller or trowel. We have ceramic coatings for dissipating heat and ultra thick vibration paste for quick and easy applications. When compared to traditional asphalt and tar based these products provide over 300% better results.
1 gallon \$51 - \$70
5 Gallon \$220 - \$305

Wholesale Accounts Available!

623.533.8193 • 800.679.8511 • www.secondskinaudio.com
3611 West Cambridge Ave, Suite #2 • Phoenix, AZ 85009

moSS

**Moss
Motors**
CLASSIC PARTS & ACCESSORIES



**FREE
Catalogs!**

EVERYTHING FOR YOUR BRITISH CLASSIC

- FREE Catalogs
- Same Day Shipping
- 24 Month Warranty
- Customer Loyalty Program
- Warehouses on East and West Coasts
- 50,000 Part Numbers



24

**MONTH
WARRANTY**

ON ALL CLASSIC BRITISH PARTS.
LONGEST WARRANTY IN THE BUSINESS.



SECURE ONLINE ORDERING!

www.mossmotors.com

DIRECT ORDER
HOTLINE
OPEN 7 DAYS
A WEEK!

CALL TOLL FREE:

800-667-7872

INTERNATIONAL CALLS: 805-881-3400

moSS

ORDER BY 3:00 PM WEEKDAYS YOUR LOCAL TIME FOR SAME DAY SHIPPING!

Classified

TRIUMPH/TOYOTA TRANSMISSION ADAPTORS

Put a Toyota 5 Speed into your TR-3 or TR-4, Transmission adaptor uses stock Triumph hydraulic clutch set up. Adaptor Kit, with instruction, pictures \$500.00, Bill Close, Mesa, Az, (602-524-5351)

Lease Return Notebooks & Computers

Dave Riddle has some more notebook computers that are available off lease return. Typical notebook is either a Dell or an HP Business class and the typical cost is between \$350 and \$400 and include carrying cases. Contact him at 480-610-8234 or dave@microworks.net





Performance for Triumph

\$379



Also Available

- Ram Air Induction Systems
- High Performance Camshafts
- Roller rockers
- Anti-Sway Bar Kits
- Nylatron Suspension Bushings
- Up-rated Springs
- Adjustable Trailing Arm Brackets
- New Axle/Hub Kits with CV Joints

Triple Stromberg/SU Manifold Kit

The perfect carburetion system for your TR6

- Increase horsepower
- Improve throttle response
- Good fuel economy
- Smooth power at any rpm
- Excellent for stock & high performance engines

4361 New Holland Rd, Mohnton, PA 19540
610-777-4457 goodparts@verizon.net
www.goodparts.com

Calendar of Events

The first **Sunday in January, the 4th**, the Arizona Mini Owners invite you to another driving event. Their Landmark Rally will start from the 5 & Diner at Superstition Springs, first car leaving at **2:00pm** so there's time for lunch there first.

No need to bring a camera this year as the photos will be provided and you have to spot where they are ! Here again a navigator who knows right from left would be very helpful. **Also please let us know if you are coming**, we will end up with tea and crumpets.

Sunday January 18th will be a breakfast run, organized by the BME. Meet at 32nd & Shea at 7:30 to leave at 8. No need to RSVP for this one.


Saturday, January 24th is the 15th Annual car show in Tubac, organized by the Santa Cruz Valley car nuts. All info and entry forms are available at www.carnuts.org.

Saturday, January 31. Day at the Track. See page 22

Looking way ahead there will be a car show in Gold Canyon on **Saturday, February 14th**, more on that later but mark your calendars.

The Highland Games will be at Margaret Hance Park again on **February 21st and 22nd**. Forms will be available at the lights tour.

Also the 10th Wheels of Britain will be at Heritage Square on **Sunday March 8th**. Forms will be out soon.



The Caledonian Society of Arizona Presents
The 45th Annual Arizona Scottish Highland Games & Gathering
SCOTCH TASTING! BEER GARDEN!

FEBRUARY 21 & 22, 2009
Gates open at 9am

Margaret T. Hance Park
1101 N. Central
Phoenix, AZ 85004

**For more information
about tickets, FREE parking
& FREE shuttle contact:**

602.431.0095
www.arizonascots.com

**Entertainment * Athletics * Highland & Scottish
Country Dance * Mass Bands * Re-enactment
British Cars * Clans * Fun-Filled Wee Ones Area!
Scottish Merchandise & Gifts * Food!**

MARK YOUR CALENDAR!

Wild West Stag

Contributed by Chris Hansel

As you can see from the accompanying photo, our Emerald Green 1973 Stag, did a very un-stag like thing. It got into a parade on November 11th, Veteran's Day. The most

allowed the parade queen to sit on the boot area of the car. Jack was in a fix, just aren't any drop-tops up this way. Why should there be? How in hell would a cowboy transport his horse, or ATV, in one of those things? Cannot put the old nag in the back seat. Well it turns out there were only two convertibles in Tonto Basin, the Caddy, and Froggie. Guess what Froggie; you are in the Marines now!



interesting thing was we did not volunteer, we were drafted!

This all started a week earlier. My wife, Anne Marie and I drove the Stag, which we call Froggie, to the Tonto Basin Library to use the computer. Temperatures were still in the eighties so it seemed like the right car to take. I was sitting at the keyboard typing out emails when this tall, lanky, dusty, stern looking cowboy asked me if I owned that car parked outside. Replying that I did, fearing for the worse, had I run over his horse? However, this was not the case. He smiled and replied, "Well, how would you like to be in the Veteran's Day parade this weekend carrying the parade Queen?"

It turned out I was talking to one of our local legends, Jack Kerchum, President of the local veterans lodge, and former Maine, and combat veteran of Iwo Jima. Jack had a problem. The regular parade queen car was MIA, a 1955 Cadillac convertible that

Well, everything turned out just great. The parade Queen, who we knew, is the owner of the only restaurant in town. She was fine about using an old foreign car. That roll bar works very well as a support for the person sitting on the steel boot. The steel boot was able to hold the weight with no problem. The crowd turnout was amazing. I think only about 1500 people live in this little Arizona town; about 400 to 500 were there. When the Stag crossed in front of the reviewing stand, the master of ceremonies announced to the crowd that this strange looking car was from England, and that it was no trailer queen having recently been driven from New Jersey to Tonto Basin just for this parade. Well, he rather made up that last part, but the parade was a success. In addition, Froggie, after 35



years, got his richly deserved day in the sun, far, far away from dear old England.

Cruise Night Locations

Albertsons Shopping Center - Warner and Lindsey Friday Nights

Scottsdale Pavillions near McDonalds
Saturday evenings from 4:30

Mesa - 2nd Friday of each month in Downtown Mesa

Mesa - Power & Hampton on Saturday Evenings

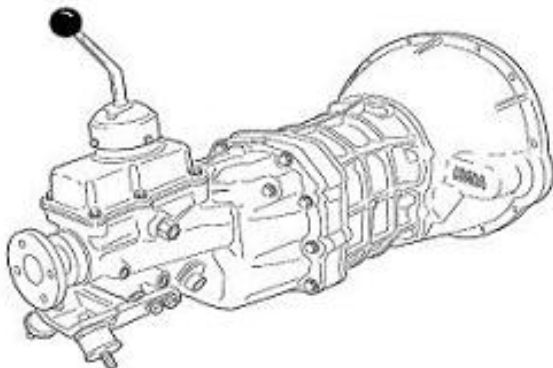


Last Sunday of every month
Cruise-in at Red Mountain.
summer hours - May-September 3:30-6:30
winter hours - October-April
202 and Recker rd N/E corner
Weather permitting
Questions call Gerry@ 602-430-4094
<http://www.rmchurch.org/mens/ci.html>



HVDA

**TRIUMPH
TRANSMISSION CONVERSIONS
(5-Speed for TR2 thru TR6)**



- 5-Speed Transmission Conversions
- Hydraulic throw-out bearings for TR2 through TR6

Herman van den Akker
P.O. Box 6812
Pine Mountain Club, CA 93222-6812

Phone: (661) 242-1253

E-mail: handhvan@msn.com

www.hvdaconversions.com

Sweetheart Car Show

Saturday, February 14, 2008

Gold Canyon United Methodist Church

6640 Kings Ranch Road, Gold Canyon, AZ

Just off U.S. 60

10:00 AM to 2:00 PM

Registration fee: \$5.00

Proceeds to benefit the GCUMC Youth Programs

**All types of cars, trucks and cycles are welcome.
Winners selected by popular vote. One vote per registration.**

Classes:

Domestic Cars earlier than 1940

Domestic cars 1941 – 1959

Domestic Cars 1960 – 1979

Domestic Cars 1980 – 1999

Domestic Cars and Trucks 2000 – 2009

Trucks earlier than 1959

Trucks 1960 – 1999

Hot Rods

British & European Cars

Motorcycles

Hot dogs and drinks available for a donation.
.....

Entry Form

Name: _____ **Phone Number:** _____

Address: _____

Car Class: _____ **Make:** _____

Model: _____ **Year:** _____ **e-mail:** _____

**I agree to hold Gold Canyon United Methodist Church harmless while
driving to, during and from the show.**

Signature **Date:** _____

Make checks payable to: Gold Canyon United Methodist Church

Mail entry form and payment to: 2325 S. Gold Ore Court, Apache Junction, AZ 85219

DCTRA Christmas Party

*Contributed by Bev Peterson with
Photos by John Horton*

The annual DCTRA Christmas party was held December 13 at Pete & Bev Peterson's house in Carefree, with club members making the trek up



the mountain from as far away as Apache Junction, Queen Creek and Peoria for the occasion. About 20 stalwart partygoers braved the threat of bad weather to attend. Pete's lighted TR3A and a driveway lined with luminaries



showed the location of a home decorated in "Triumph" for the holidays. The tree was hung with TR parts and memorabilia; TR parts decorated tables and shelves and even the fireplace; and TR posters, ads and models added to the décor.



Everyone brought a delicious variety of dishes, and the hosts prepared a ham and a rosemary-crusted turkey breast paid for by the club. The men proved to be skillful cooks as well as the women, notably Virgil's beans, Stu's pies, John's shrimp dish and Court's casserole. Along with cornbread dressing, salads, cakes, cobblers and cookies, there was no shortage of the club's specialty – FOOD. Needless to say, everybody ate a considerable amount




and there were very few leftovers to distribute at the end of the evening. The weather cooperated beautifully and people were able to sit by the firepit on the patio as well as



6s That Won the West

Celebrating Forty Years of TR6



2009 All Triumph Drive-In

August 7-9, 2009

Eagle Crest Resort, Redmond, OR

Hosted by Portland Triumph Owners Association

CAR SHOW

SATURDAY, AUG 8TH

WWW.PORTLANDTRIUMPH.ORG

inside.

The highlight of the party was the traditional “white elephant” gift exchange - a lot of fun with the usual thievery and everyone trying to keep track of how many times a particular gift had been stolen. Some items changed hands rapidly while others sat forlornly in front of people who



Marlene & Virgil Cole
Deb & Stu Lasswell
Kathy & John Nuss
John & Beth Horton
Kathy & Court Slabaugh
Deta Hampsch
Armand LaCasse
Gene Glenn & Linda & son
Charise & George Montgomery
Patrick McDermott
Ron Gurnee
Marie Thompson
Pete & Bev Peterson

(I apologize if I've missed anyone)



desperately tried to offload their unwanted “elephant” onto some other unsuspecting victim.



I personally and publicly want to thank everyone for coming and especially those who pitched in to help me with the preparations and cleanup. It was a good time!

Bev



Redoing the Interior Panels of a TR3

Contributed by Jim Bauder

My brother Randy and I redid the interior of my now sold BRG '58 TR3 ourselves. I was always impressed with the panels done by Moss and the Roadster factory. However, I didn't think that they were really representative of the originals on the TR3s I had owned and driven in the 1960's, I had owned this car since approximately 1975 and it was fairly original (except for the color!) before we started the restoration.

Randy cut out the door and front and rear quarter panels from 1/8 inch un-tempered Masonite, (which I believe is almost unavailable these days!) using the originals as patterns. I had purchased enough vinyl from an upholstery wholesaler to cover the whole interior, including the dashboard so it would all match. I was very particular about the vinyl, because I wanted to match the original vinyl as closely as possible. The original vinyl was very thin, and very "hard", not like the expanded vinyl, we so often see today. I also insisted that it be very stable, not "stretchy", like the vinyl that is available today. I only spent around \$60.00 or so for enough to do the interior. Randy and I used brush on heavy duty contact cement for all of the panels. However, we used spray-on contact cement for the dash, but I would use the brush on type if I were to do it again, as the vinyl on my dash did lift in spots!

I replaced the completely worn out door pockets with the then available new flocked door pockets from the Roadster Factory. First we used fairly long (maybe 1/2 inch) 4-40 flat-headed machine screws in place of the very hard to install rivets originally used to hold the door pockets in place with Kep-nuts and large flat washers. However, we did not install the door pockets yet! Just the screws where they needed to go, then we laid cotton batting used for quilts, polyester would work also, but cotton was used

in the originals to provide the small amount of padding as was used originally, next came the vinyl. We glued the vinyl down around the edges along with the contrasting piping trim, which I had custom made at an upholstery shop with very long 'tails', then we glued the vinyl around the inside edges of the hole for the door pocket access and and clamped everything with clothes pins, etc.. The next day or so, after the glue had dried we then bolted the door pockets in place reusing the same Kep-nuts and flat washers.

We also redid all of the rear cockpit capping pieces and the inner fenders with the same vinyl used on the other interior panels. I had an upholstery shop make new inner fender covers using the originals as patterns with the same white piping and cotton batting as we used on the door panels. I was able to *restore* the rear seat back by carefully cleaning the overspray that had been there for 25 or 30 years and removing lots of dirt and grime. After that we replaced the piping so that it matched the door panels too. The dash board, door top, and elbow cappings were all recovered using a leather 'kit' from the Roadster Factory.

It was a lot of work doing all of this interior restoration essentially by hand but certainly worth it as the finished car looked like it just came out of the factory!



*Jim's recently restored TR250
on it's way to Triumphest 2008*

Website Makeover

The DCTRA website gets a makeover!

The previous design was on-line for for two years. Time for an update. I had been working on a redesign on and off for a while but after getting a copy of the photo of Jim Bauder's restored TR250 I was inspired as to the color selection and other design accents.

Hope you like it.

This got me thinking that I would keep the design elements the same but just change the header photo and update the color scheme to match the photo.

Therefore... If you would like to see your car featured like Jim's please email me a nice high resolution photo of your car. Give me plenty of background room around the car (meaning: don't zoom in on your car and make sure the background is "pleasing" and complimentary to your car) so that I can better crop and position the car within the header area.

It's a great time of the year to have the car out so get the out to a park, etc... and take some new photos!

I also added a free "Classified Advertising" section. Give it a try!



WHEELS OF BRITAIN 2009

Event Logo[®]



Pre-orders will be accepted for your Wheels of Britain event T-Shirts

The event logo will be placed on the back of a neutral color T-shirt. Wheels of Britain 2009, 10th Anniversary will appear on the front of the T-shirt. Your order will be available for pick-up at the registration table on the day of the event. Women's style is a scoop neck with sizes available only in small, medium or large.

Please indicate the style (Men or Women's), the size(s) and quantity desired. Please include this order sheet and enclose your payment with your vehicle registration.

Sizes	Item Price	Men's	Women's	Quantity Ordered	Order Total
Small (M/W)	\$10.00	_____	_____	_____	\$_____
Med (M/W)	\$10.00	_____	_____	_____	\$_____
Large (M/W)	\$10.00	_____	_____	_____	\$_____
Xlarge (M)	\$10.00	_____	_____	_____	\$_____
Xxlarge (M)	\$12.00	_____	_____	_____	\$_____
XXXlarge (M)	\$12.00	_____	_____	_____	\$_____
Total T-shirt order					\$_____

Lotus
Triumph
Morgan
Sunbeam
Metropolitan
Delorean

Wheels of Britain 2009

Presented By



Austin Healey
MG
Classic Mini
MINI
Jaguar
and more

THE BRITISH MOTOR ENTHUSIASTS

Sunday, March 8th, 2009

Heritage Square, 6th and Monroe Streets, Downtown Phoenix, AZ 85004

The Event is Rain or Shine and an Open Display for All British Built Vehicles – from Show Cars to Daily Drivers

Gates open at 8:00 a.m. and close at 10:00 a.m. All vehicles need to be in place by 10:00 A.M. sharp. Due to heavy pedestrian traffic, Heritage Square and the City of Phoenix request vehicles remain on display until 2:30 P.M.

REGISTRATION

Registration: \$25.00 for each vehicle entry. Please complete one registration form for each vehicle entered. **Registrations must be postmarked by Saturday, February 21, 2009 to determine awards and vehicle classes. Late entries postmarked after February 21, 2009 will have no effect on the number of awards presented or be used to determine a vehicle class. No entries will be accepted after March 4, 2009.**

There will be NO day of show registrations

AWARDS: - Presented at 2:00 P.M.

- **Vehicle classes and trophies** will be based upon the number of registrations postmarked by February 21, 2009.
- **Masters' Class** – First Place winners of their designated Class from the Wheels of Britain 2008 show.
- **Best of Show** – To be considered for the Best of Show, the Wheels of Britain selection committee will request the owner to raise the vehicle bonnet and boot lid for display and inspection.
- **Longest Distance Driven** – Vehicle must be driven to Heritage Square for the sole purpose of this event.
- **Spirit of Britain** (Murph memorial award) – Representative of a vehicle kept running and driven for the pure joy of the driving experience. The vehicle must be driven to Heritage Square for the event. A Wheels of Britain committee selects the winner.

JUDGING – is by popular vote of the entrants with the exception of Best of Show. All decisions by the BME are final.

Dash Plaques: - will be provided to all registrations.

Trailer Parking – The Heritage Square Parking Garage cannot accommodate trailers. There is limited parking available on the city streets surrounding Heritage Square.

Registration Acknowledgment: Registrants will receive a postcard approximately one week prior to the event. This postcard acknowledges receipt of your registration and provides your Class number.

Your postcard identifies your vehicle "Class" and helps to expedite parking. After presenting your postcard at the registration table for your registration packet, deposit the card in a specially marked box at the registration table. The card will also serve as your ticket to win one of the many door prizes that will be drawn throughout the day. ALL registrants are eligible to win a door prize.

Please bring the postcard to the event. Postcards cannot be duplicated at the gate!

For information about the Wheels of Britain or the British Motor Enthusiasts, call Marie at (602) 971-7807 or Shirley at (480) 985-2531

PLEASENo Soliciting, Advertising, or For Sale Signs Inside Heritage Square

- All commercial advertising must be placed in the Registration Packets provided to each registrant. Should you desire to advertise, our fee is \$25 or an equivalent value in the form of a donated door prize. Advertising information and fee (check or door prize) no later than February 27, 2009 to British Motor Enthusiasts, 4408 E. Le Marche Ave, Phoenix AZ 85032. Please provide 150 copies of your advertisement information for inclusion in the registration packets.
- There is no charge for announcing future car events; however all material must be inside the registration packets.

NO ADVERTISING MATERIALS WILL BE ACCEPTED AT THE EVENT.

Copyright BME 2008



At Arizona Image CARSTAR Paint & Autobody we like to think of our customers as friends, and hope you will feel the same. Situated in a very strategic location in Mesa, Arizona Image CARSTAR is a 13000 square ft facility of quality automobile service and repair.

We offer Domestic and Import collision repair, Pick-up and Delivery service, Hassle free handling of insurance claims, I-Car Gold Class certified technicians, Repair Warranties, On-site rental cars, 24 Hour Towing, and Detail Service.

Dan Needham, owner of Arizona Image CARSTAR Paint & Body, has been in the collision business for over 23 years. He has been around the business all his life. He started out helping his dad at a very young age when his dad owned his own shop for 47 years, the last 22 years in Mesa. Dan manages the business end of the collision repair facility and Arizona Image CARSTAR Paint and Autobody.

ARIZONA IMAGE CARSTAR

Paint and Auto Body
1858 East Main Street
(480) 461-1000 ½

One - Half ½ Block West of Gilbert on North side of Main Street

Member Profile

From "Members Cars" on DCTRA.ORG

Keith Davis '56 TR 3 & 74 TR6

I've been a Triumph nut all the way back to my senior year of High School, 1977 when I purchased a 1974 Pimento Red TR6, which I still own. While still living in Ohio I traveled to Texas, Colorado and took many trips up and down the east coast.

I moved to Arizona in 1999 and in 2001 came up against the AZ Emission test in which I failed numerous times. At this time I decided to restore the car. I have always enjoyed taking things apart, but the problem was it took me off the road for 3 years. This time I was able to get it thru emissions after discovering a bad cam shaft.

In May of 2006 I ventured away from Triumph's and purchased a 1958 BN4 Austin Healey to restore only to find a bent frame and other untold ugly stories with the car. Needless to say, I sold it 9 months later to someone that was going to make a street rod out of it and didn't care about the problems.

Which brings me to my latest purchase. After looking at an old DCTRA membership list I made a random call to a great couple in Tucson. After explaining who I was and that I was inquiring if they knew anyone who had a TR3 for sale. It turns out they had been thinking of selling their 1956 TR3. They purchased the car in 1958 in Tempe so the car has spent most of it's time in Arizona. The first year of the car's life is unknown.

The car is a Salvador or Winchester Blue with factory overdrive, and a steel hard top. The car has all of original rust free panels except for the

deck lid, which blew off while being transported to Tucson. I will need to replace or repair the bonnet, it was louvered back in the 60's. Is anyone looking for a louvered TR3 bonnet?

As you can see from the picture, I should have plenty of help and supervision from Mallard and Ladybug.



See page 27 for instructions on how to post your own TR Story on the DCTRA Website

Day at the Races

We are planning a "Day At The Races" on January 31st out at Phoenix International Raceway.

Meet at Phoenix International Raceway around 11am on the morning of 1/31

On arrival park in the area of in-field Turn 2 (track maps will be supplied to those who RSVP - see Yellow X on map on Page 5 of the newsletter). At Lunch time we will form up in the east end of the Cold Pits and when the last group race/DE comes off track and the workers break for Lunch we will take the cars out on track behind the Pace Car for a lapping session. Figure maybe six laps or about 15 minutes. Speed probably kept to about 50mph.

For those that think 50 will be too slow consider that every student I have ever had as PIR goes through the Oval portion of the track at no faster than 65 their first time out and this is in a session with no speed limit. I happened to watch a little bit of the last NASCAR race at PIR

and saw that the telemetry off their cars was showing a speed through the part of the oval that you will be on being no faster than 110.

Then the cars would come back in and park in the same area near infield Turn 2. We will have lunch (sandwiches, sodas, etc...) and watch some of the races/groups from there when sessions start backup after Lunch.

Cost: FREE. Just have the club pay for the sub sandwiches and drinks.

NASA provides pretty good sub sandwiches (from Subway) for the Instructors for our lunch so could have them bring in a couple of extra platters for us and we just bring a cooler with drinks and anything else we would want to have.

All you would need to bring if you wanted was a chair to sit in and eat lunch. Then wander the paddock looking at some of the cool cars that are always out for these events.

Note: See track map on page 5



30 Years of Experience, Knowledge & Quality Products

Wire Wheels • Tires • Hubs • Adapters
Knock-offs • Conversions • Custom Work • Wheel Care Products

CALL US TOLL FREE! 800.WIRE WHEEL (800.947.3943) • bwwsales@pacbell.net

PLEASE JOIN US FOR THE 2ND ANNUAL

Wheels of Wellness

A GATHERING OF HISTORIC RACE CARS

SUNDAY, JANUARY 11, 2009 AT 1-4 P.M.

The event will take place at The Wellness Community's beautiful 100-year-old home in downtown Phoenix. Tickets are \$150 (a portion of which is tax deductible). Your presence will help generate much-needed funds for their free cancer support and education programs. Please reserve your tickets by ordering online at www.thewellnesscommunityaz.org, or call Jenny Fisher at 602-712-1006.

THE WELLNESS COMMUNITY

360 EAST PALM LANE PHOENIX, AZ 85004 (602) 712-1006



This unique charity event will bring together an elite selection of rare and beautiful cars. Highlights will be two of the thirty-six Ferrari 250 GTOs ever built. Chassis No. 3387 (above) was entered in the 1962 Sebring 12 Hours by Luigi Chinetti's North American Racing Team for Phil Hill and Olivier Gendebien, where it finished second overall and won the GT class. Chassis No. 3607 was owned by Count Volpi's Scuderia Serenissima and later Jacques Swaters' Ecurie Francorchamps. In the hands of Annie Soisbault, the Marquess de Montaigu, 3607 was first in the GT class at the

1965 Paris Grand Prix at Montlhéry.

Other significant race cars appearing include: a 1953 Alfa Romeo 6C3000 CM raced by Jo Bonnier; a 1954 Jaguar D-type raced by Stirling Moss; and two rare "American specials"—the 1957 Townsend Typhoon Mk 2 and 1958 Echidna, one of only three built. There's also a 1960 Camoradi Corvette Le Mans racer; a local one-owner 1965 Shelby GT350; and the 1968 Monza 1000 Km-winning Gulf-sponsored Ford GT40. A total of 25 cars will be on display.

Be a part of this exclusive gathering—attendance is strictly limited to 300 people—and enjoy these historic cars in an intimate and relaxed social setting. Hors d'oeuvres, wine, and imported beer will be served. There will also be a silent auction of racing related memorabilia and luxury goods and services.



DCTRA 2007 Membership Application & Renewal Form

Please print and return completed form to:
John Reynolds, Treasurer
806 E. Campus
Tempe, AZ 85282

Member Info:

Name: _____

Address: _____

City: _____ State: _____ ZIP: _____

Phone: _____ Phone: _____

email: _____
(required for newsletter notification)

Auto Info:

Make: _____ Model: _____ Commission #: _____

Make: _____ Model: _____ Commission #: _____

Make: _____ Model: _____ Commission #: _____

Length of Membership

☐ One Year
\$18.00

☐ Two Years
\$34.00

☐ Three Years
\$50.00

I would like to Receive the Newsletter via:

☐ Email
☐ US Mail

Comments/Suggestions:

Form may be returned to John Reynolds,
Treasurer, 806 E. Campus, Tempe, AZ 85282

**Shop Online ... www.VictoriaBritish.com
or Request Your FREE Catalog Today!**

24

Hours
A Day

Shop Online ... Fast, Simple & Safe
www.VictoriaBritish.com

7

Days
A Week

Orders • Catalog Requests • Status




**Fully Illustrated
FREE Catalogs**

Quality Parts & Accessories

Fully illustrated catalogs with the parts you need. Specify your make and model to get a FREE catalog.

Fast Service, Simple Ordering and Convenient, Quick Delivery.




SUNBEAM

- Austin Healey
100-4, 100-6 & 3000
- Austin Healey Sprite
& MG Midget
- MGA
- MGB & MGC

- TR2, 3, 4, 4A, 250
- TR6
- TR7 & TR8
- Spitfire & GT6
- Sunbeam Alpine
& Tiger

"Keep'em On The Road™"

**www.VictoriaBritish.com
1-800-255-0088**



We still have copies of the Triumphest 2007 Event Poster.

Don't have one hanging in your garage?

Get one!

Only \$1.00

Contact Dave Riddle at 480-610-8234 or via email: dave@microworks.net to arrange to get one at a Club Meeting

Triumph Frames & Performance Upgrades

Available Now Frames For:

- TR2 • TR3 • TR4 (SRA)
- TR4A (IRS) • TR250-6 (IRS)

Suspension Upgrades:

- Coil Over Shock Conversion Kit
- Tube Shock Conversion Kit
 - Front Sway Bar Kit
 - Rear Sway Bar Kit
 - Throttle Linkage Kit

Keeping the Marque Alive...
TRIUMPH SPORTS CARS

Three years in development, jig built and hand welded frames are now available for your restoration project. This may well be the most important part of your project. A rigid modern foundation, upon which to build the rest of your dreams.

Suspension upgrades and other performance improvements also available.

Visit our website www.rat-co.com for complete catalog and technical information or call (631) 205-2426 or e-mail us at tony@rat-co.com.



Roadtronics Automotive
Technologies Company Inc.
7 Old Dock Road • Yaphank, NY 11980

(631) 205-2426

Fax: (631) 205-1072

www.rat-co.com

January 2009 Election Brunch Location

For the past number of years the Annual Election Brunch has been held at the Landmark Restaurant.

Date: Saturday January 17, 2009

Arrival time: 11:00am

Food Service: 11:30am

Menu Options for the Election Brunch

Salad Room = Fresh salad ingredients, assorted hot soups, hot appetizers and other sweet and exotic items. \$20

Beef = Flat-Iron Steak - Ten Ounces of flavorful USDA Choice (served MEDIUM)*. \$22

Chicken = Champagne Chicken - Sauteed Chicken breast accompanied by our popular champagne cream sauce. \$23

The Beef and Chicken entrees include a garden salad with a raspberry vinaigrette, mashed potatoes, a seasonal vegetable. Additionally, all

three entree selections include beverage and dessert (New York Cheesecake)

*Note: Given the "banquet" nature of this event we are only allowed to request that the beef be served at a single temperature. Therefore MEDIUM is chosen to accommodate the widest range as opposed to Rare or Well Done.

Cost shown is per person and is payable to DCTRA.

Like last year an RSVP and Meal Reservation system will be placed on the DCTRA website or can be emailed directly to dave@microworks.net

We have to let the Restaurant know the meal selections by 1/13/09. Any additional attendees that have not RSVPed with the meal selection prior to that date will be limited to the "Salad Room" (or course given the number of selections in there that is not really a limit).

The* LANDMARK *Restaurant

Family owned and operated since 1981

Owners: Don & Candy Ellis

809 W. Main St. Mesa, AZ 85201

(480) 962-4652

LUNCH & DINNER HOURS

Lunch - Monday thru Saturday 11-3

Dinner - Monday thru Thursday 3-8 Friday & Saturday 3-9 Sunday 11-7



Post Your TR Story to the Club's Website

All members that Register with the website (<http://www.dctra.org>) can post a profile and history of themselves and their car(s) along with a photo. Visit the site and on the membership page you can find a detailed step-by-step process (including pictures!) of how to do it.

http://www.dctra.org/files/How_to_post.pdf

Our Webmaster would be happy to post your info for you if the following seems to complicated. Just email him (dave@microworks.net) with the text you want and a picture if you have one.

Or...

You can follow the instructions below or go to **http://www.dctra.org/files/How_to_post.pdf** to open/download a PDF document that takes you through the process step-by-step with illustrations.

1. Login

2. Select "Write" from the menu at the top (your account must be upgraded from the initial level when the account was created - if you do not see the "Write" option send an email to Dave to have your account upgraded)

3. Fill in the Title box. For example enter your name: John Q. Public

4. In the Post box fill in a little bit about yourself, your car and how the two of you got together.

5. **DO NOT CHECK** the "Notify everyone (regardless of subscription).

Now to upload your picture(s) to accompany your post...

6. Select the "Browse" button on the right hand side of the field called "File" **See below for some**

advice on photos.

7. This opens the normal Choose File dialog box. Find the file you want to upload. Click on it and then select the "Open" button. If you want give the file a Title and a description.

8. Press the "Upload" button.

9. Leave the settings "Show Thumbnail" and "Link File" just like they are.

10. Now backup in the box where you typed your "Post" place the cursor where you want the picture to be located.

11. Press the button "Send to editor"

12. Over on the right hand side in the Categories menu place a check in the "Members Cars" box.

13. If you want people to be able to comment about your post leave the Comments and Ping boxes checked. Otherwise uncheck them.

14. Press the "Publish" button

Now you can "View site" and see your post in the "Members Cars" category!

A Note about posting and uploading your picture in your Member Posting. PLEASE PLEASE PLEASE pay attention to the size of the picture you want to upload. Resize the image so that it is no more than 600 pixels wide. If you do not know how to do that feel free to email the picture to dave@microworks.net and he will resize the image and email it back to you.

Speed-rated Triumph redlines.
Oh, yeah.

From the redline tire company



Diamond Back Classic Radials

Call to receive our free catalog.

1-888-922-1642

www.dbtires.com



**Full Service Professional Florist
Locally Owned and Operated Since 1960**

**ORDER BY PHONE
24 HOURS. 7 DAYS A WEEK
602-840-1200**



11 Valleywide Locations . . .

Phoenix • Scottsdale • Mesa • Glendale • Chandler • Sun City West • Tempe



**DORANWEITER
15580 HILTON ROAD
APRIL 1972
ARIZONA 85219**