

TRIUMPH TRUMPETER

OFFICIAL NEWSLETTER OF
THE DESERT CENTRE – TRIUMPH REGISTER OF AMERICA
Founded: 1980



Triumph Register of America

◀ Back



PROMOTING TRIUMPHS AROUND THE WORLD

WITH OUR SISTER CLUB
THE ISLE OF WIGHT TRIUMPH CLUB, U.K.



What in the world is this?

July 2014
Vol 35, Issue 7
<http://www.dctra.org>

NEXT CLUB MEETING

Tuesday, July 8, 2014
BUSINESS MEETING
Starts @ 7:00 p.m.

DENNY'S RESTAURANT

650 N. Scottsdale Road, Tempe, AZ 85281

2014 CLUB OFFICERS

President

John Nuss
480-983-3945
jknuss@live.com

Secretary

Jody Kerr
480-612-5671
jodyfkerr@gmail.com

VP & Events

Matt Reynolds
480-968-6078
bsatr6@yahoo.com

Treasurer

John Reynolds
480-968-6078
johntempe8@q.com

2014 Appointees

AAHC Reps

Jim Bauder (**East side meetings**)
480-309-9525
jimbppps@cox.net

Joe Minnick (**West side meetings**)
602-214-0203
jminnick@cox.net

Historian

Armand LaCasse
602-904-1037
big.blue.truck@live.com

Tech Advisors

Armand LaCasse
602-904-1037
big.blue.truck@live.com

Roy Stoney
602-231-0706
royston469@msn.com

Membership

Bev & Pete Peterson
480-488-4872
packratpete@gmail.com **OR**
bev@carefree.org

Webmaster

Dave Riddle
480-610-8234
dave@microworks.net

Newsletter

George Montgomery
480-290-1310
georgemonty32@gmail.com

ADVERTISING

ONE YEAR placement in the newsletter **AND** a link on the www.dctra.org **website:**

AD SIZE – COST

FULL PAGE....\$100

¼ PAGE.....\$ 35

½ PAGE:.....\$60

BUSINESS CARD:....\$25

On the Cover: Photo – by Kathy Nuss. Assembly of cars for the May British Breakfast Run led by the London Vintage Taxi Association.

Prez Sez – July 2014

John Nuss

Hello everyone,

Kathy and I, visiting with friends living in the Northwest (former Valley residents), noticed some of the differences from our southwest home. (Editor note They went to Washington)

The roads are interesting - our friends live in Birch Bay and have at least three different routes to near- by Bellingham, not including I-5.

There are vintage car and motorcycle enthusiasts. We spotted several motorcycles; a Triumph, a few BMWs and some Hondas. On a trip to Deception Pass, we passed old Beetles, a Simca Aronde, and some early Audis. The only Triumphs were two Spitfires spied on a different trip through the Cascades.

Here the lifestyle tends to the outdoor mindset - organic, gluten free, backpacks, hiking boots, and flannel shirts. Bob says if you wear ironed shirts, they know you're a tourist. Even automobile decoration tends to be from the environment - moss and algae as an enhancement for your car.

We visited Vancouver for a day where we played tourist and rented bicycles to ride around Stanley Park. Wow! I'm used to gears and hand brakes. It was scary when a bunch of novices got on bikes and tried to disprove the laws of physics, thinking they could occupy the same space, as they head into the first turn - sort of like a Formula One race. I could not believe the people at the beach - the sun was warm enough but the wind was cold and there they were, swimming in the surf! I shudder as I remember it.

I wonder how soon Amtrak will have an auto train running to the northwest. It would be a good time to put the Spitfire on the train so we could drive around the area without having to actually drive here.

Thinking of driving a distance - it is not too early to be making arrangements for Triumphest.

Drive the Triumphs.

EDITOR'S DESK

Thank you! Thank you! Thank you! My requests for articles and content for this newsletter have paid off. Last month I received four technical articles and a couple of months ago a historical article. I think you will like this month's issue. I do.

The cover has a photo of a interesting car. Can anyone identify it? I have tried to commit to keeping the cover photo of our newsletter to just Triumphs only. What do you think? The answer will appear in the August issue. There will be a prize of a free copy of the newsletter issue of your choice.

I am enjoying family time this and the next couple of weeks. My 9 yr old grandson, Gryphon, is here for the 1st week of July. I will fly to Orlando, FL next week to be with my daughter and the rest of his family. The 3rd week I fly back with my 11 yr old granddaughter, MacKenzie for a week. Unfortunately, I will be in Florida next week and will miss our July business meeting.

If you have any technical articles, personal stories, photos, travel stories, please keep them coming. Remember this is your newsletter and is intended to have the content that you want to read. I'm only here to edit the grammar and to arrange the most appropriate sequence.

Look for the new official flyer for Triumphest on pg. 7.

George Montgomery, Editor

Calendar of Events

Matt Reynolds

DCTRA & British Auto Events 2014

July 3rd Lake Pleasant Fireworks and Cruise In

July 19th-DCTRA Meet for Breakfast

July 10th DCTRA Business Meeting

Sept 25-28th Triumphest 2014 – Santa Maria, CA

Oct 18-19th British Vintage Voyage



Minutes

DCTRA Triumph Club Meeting
May 13, 2014

Meeting called to Order at 19:03pm by John Nuss, Club President

DCTRA Meeting Minutes: May 2014

Attendees:

New Members: Two new members, Bob Holt and Mark Sapp, introduced themselves and talked about their history with Triumphs.

Previous Month's Minutes: Minutes from the May meeting were approved (moved by Steve and seconded by Armand) as they appeared in the newsletter.

Treasurer's Report: Treasurer's report was approved. We have money set aside for Triumphfest and operating money as well.

Membership Report: Bev Peterson provided a list of new members - Jeffery Fair and Mark Sapp. She has given new members the new member package - name badges, a pin and paperwork.

Newsletter report: George Montgomery accepted praise once again for the newsletter.

Hobbyist Council report: There was no report from the Hobbyist Council.

Events Calendar: Matt reported that there are no activities planned at this time.

Technical: Armand presented a report on his garage as part of the tech time. John Nuss showed off his new gear shift domed washer, Ron Gurnee showed his repair for the TR7 glove box door, and thanked George Durkin for the help with the new fuel pump. George Montgomery reported that he installed an electric fuel pump and has no more vapor lock problem.

Regalia: Members were reminded that there are t-shirts, license plate frames, and grill badges for sale.

Old Business: Old business included the beginning search for a secretary. It was decided to confirm with Jody his willingness to step down. Marie Thompson moved that the president send an e-mail asking for nominations for the office, and we will vote at the next membership meeting. Motion carried.

New Business: As a part of new business, Bev Peterson asked for guidance regarding dues being prorated for the year. The web site read that dues are \$18 for a year. One suggestion was to honor the prorated first year. Another suggestion was to let the dues continue for the remainder of the year plus the next year. The bylaws allow for prorated dues - less than a year at \$1.50 per month. After discussion, the membership agreed to let the bylaws stand and let Bev collect the dues as she sees fit.

Jim Bauder moved that the meeting be adjourned.

NEXT CLUB MEETING
Tuesday, July 8, 2014
BUSINESS MEETING
starts @ 7:00 p.m.
Come at 6:00 to eat and socialize.

July 2014 Membership Report:

NEW MEMBERS: Nothing new reported this month.

RENEWED:

Dues are \$18.00 per year with a discount for multiple years subscriptions.
For membership information, contact: **PETE or BEV PETERSON**
at **480-488-4872** or email: **packratpete@gmail.com or bev@carefree.org**

Pete or Bev Peterson
DCTRA Membership
PO Box 3126
Carefree, AZ 85377


Application form on page 17:

SAVE THE DATE!

Thursday, Sept. 25, 2014 thru Sunday, Sept. 28, 2014

Triumphest 2014 will be held in Santa Maria, CA at the
Radisson Hotel, 3455 Airpark Dr., Santa Maria, CA 93455 – (805) 928-8000

TRIUMPHEST 2014



Santa Maria, CA

Celebrating **40** Years of the **TR7**

The Radisson Hotel is located minutes from the coast, and next to the public airport. Take a tour of world-class wineries or get a taste of the area's famous Santa Maria-style BBQ. There will be lots of room to enjoy the games, contests, rallies, competitions and all of the things that make Triumphest great.

Reservations on line:

www.Radisson.com.

(Use code TSHOW for room discount.)

Or, call to make your reservations:

805-928-8000

(Mention Triumphest for room discount)

All of the details are at: www.Triumphest2014.com

If you have questions, contact our Triumphest Chairpersons:

Paulette Caudill – 310-322-2546 – paulette.caudill@att.net

Jerie Keller – 714-826-7724 – slipryelm@sbcglobal.net

Latest update from Bo Shaw:

This is the July segment of a series of 16 articles written by DCTRA member Bo Shaw about his experiences restoring his 1958 TR3A. Each month we will publish another article) so you can see what it's like to spend a year or more recording your progress on a major project's ups and downs and the final Triumphant result. The last article should be published by the October 2014 issue.

TR3A Activity - July 2012

Latest update from Bo Shaw: TR3A Activity – July 2012

Most of the items listed as goals for this month were completed. The new axle seals were installed on the passenger side. The windshield and wipers were installed. The new tonneau cover has not been fitted yet and remains on the list for next month. The door cappings were shortened by about one half inch at Reper's Upholstery, and, although still not perfect, are good enough. (See photo.)

The big news is that the TR is on its wheels and has completed 72.5 miles of the 500 shakedown miles that I would like to get done prior to Triumphest (Flagstaff) in September 2012. Some sorting issues have come up. There was a coolant leak through one of the mounting holes for the water pump. I think that this was due to a casting fault in the new aluminum water pump housing, and so replaced the housing with a stock one that I had on hand. So far, the leak has not reappeared. There seems to be a minor brake fluid leak on the passenger side front brake caliper that may have been corrected when I tightened one of the fittings. More serious is that the brake master cylinder did not seem to be releasing all the way after the pedal was depressed, which resulted in the front brakes dragging until the brake master cylinder rod is physically pulled out. I really do not know what the problem with the mc is. I removed and disassembled it for a rebuild and saw no obvious problems. A thread on a British car forum described the exact same problem, which they corrected only by installing a new master cylinder. I have a new brake master cylinder on order. We'll see if it makes a difference. I've also removed the clutch master cylinder for a rebuild since I was in the vicinity. The TR may, or may not, make it to the British car club meeting this month depending on progress over the next few days.



Photo 1: Modified Door Capping Installed

Plan for Next Month: Reinstall the master cylinders. Continue the shakedown/sorting process in preparation for attending Triumphfest 2012 in Flagstaff, AZ, to be held at the end of September.

Electric Fuel Pump on a TR6

Article and photos by George Durkin

Electric Fuel Pump installation on TR6

Obtain a Facet pump p/n FEP 04SV . Best price was at

<http://www.aircraftspruce.com/catalog/eppages/solidstatepump.php?clickkey=14306>

This has the correct pressure supply rating of 1.5-4 psi.

The Facet fuel Pump comes as a kit with two fittings. A 74 Micron filter screws to the input side of the pump and a small fitting screws on to the exit of the pump. (Editor: The 74 Micron filter must be ordered separately, usually found on the same page of the catalog.)



Make a basic right angle bracket to mount the pump assembly . Mount the pump to the bracket and make sure you use one of the attachments to attach the ground (black lead).

Locate a position on the rear frame and drill a 5/16 diameter hole in the bracket and frame to attach the assembly to frame as shown.



Attach the flexible output hose from the tank to the 74 Micron filter and secure with a clip. Cut the metal fuel line on the other side to accommodate another flexible hose to the output side and to the other side of the fuel line.

I attached another fuel filter in the engine bay prior to the carbs as shown here:



I had removed the mechanical pump and placed a blanking plate on the pump pad at the engine block. The blanking plate was a standard GM plate from Auto Zone that needed cutting to adapt.

I placed a relay in the line to the pump to reduce the load on the ignition switch from the pump. I wired the input from the ignition switch so I would have fuel when I turned on ignition. Some people like to use the oil pressure switch this is optional. As I had other relays for my headlights and I, also, had an electric cooling fan relay I made another fuse panel as shown below:

The one on the left is the Fuel relay and the one on the right is the fan relay. It's a standard 30-amp relay you get from any AutoZone, Pep Boys etc.

I have a power supply to that panel from the battery . I take one output supply to the relay .(87) The red wire from the pump attached to a switch position on the relay (30) . The ground for the relay to (85) and the source from the ignition to (86). Turn on the ignition you will hear the pump operate and start the car.

HOW TO KEEP YOUR TRIUMPH COOL!!!

By Bill Close, Mesa, Az

After helping a friend keep his newly restored TR-3A cool this summer, we followed all of the normal and well-known cooling techniques. We finally solved the problem by following this checklist.

- 1) Radiator has to be clean inside.
- 2) Radiator has to have a good tight fitting fan shroud.
- 3) Have your cooling system checked with a pump type pressure checked that has a gauge.
 - a) It will find leaks if you have any.
 - b) If the gauge loses pressure, you need to indentify the leak location.
- 4) A good radiator cap;
 - a) Have it pressure checked even if it is new.
 - b) Aluminum radiators need a special cap (00434CST)(AutoZone)
- 5) Make sure you have a good thermostat (180 degrees)
- 6) It is critical that your ignition timing is correct.
 - a) If advanced too far, it may cause the engine to run hot.
- 7) Make sure that your vacuum advance is working correctly;
 - a) TR3 thru TR4A only.
 - b) TR6 cars have the vacuum advance plugged.
- 8) Make sure your carburetor is not set too lean;
 - a) TR3 thru TR4A.
- 9) Water boils at 212 degrees. Using a 50/50 mix of antifreeze and water will raise the boiling point.
- 10) Fans:
 - a) Make sure your fan belt is tight enough to turn your water pump and fan.
 - b) Electric fans are great they should be mounted on the engine side of the radiator and made to go off when the ignition and motor are shut off. (That is the way Triumph TR-3s thru TR-6s were designed and built.)
 - c) Electric fans with a thermo switch. When hot they will let the fan continue to run after the motor is shut off, that hot air from the radiator blows right on the front carburetor and acts as a heat sink, peculating and draining your front float bowl of fuel, making it hard to start.
- 11) When a water pump is bad:
 - a) It leaks from a bad seal.
 - b) They make noise caused by a worn out bearing.

CLASSIFIED ADS:

FOR SALE:

TR7 Complete Official Manual
TR2 & 3 Manual
Service Instruction Manual - TR2 & TR3
Complete Triumph Manual – 1953-61
Spitfire Workshop Manual
Shop Manual TR2-TR4A
Spitfire Maintenance Manual
4 Spitfire roll-down windows
Assorted Tools

CALL: Grace Pennell 928-537-3355

FOR SALE: This info was sent to me by a woman who inherited a Mk III Spitfire. She wants to find a good home for it.



Asking \$2800.00. 80% complete. Great for someone that wants to finish starts runs. Will Need Trailer to Haul. needs electrical hooked up . Location 59th Ave Thomas Contact Chris Johnson Or Barbara Johnson 623-293-0656 . Clear Title will need to Notary for title Transfer. Cash Or Cashier's Check accepted .

FOR SALE: My name is Bill Graham. I would like to sell one of my TR4s. It needs a full restoration, but it has all new floors and sills and has never been in an accident. It will require final welding of the panels but it is aligned and ready. It comes with a wire wheel conversion too. I am only asking \$1000.00 plus one of Bill Close's 5-speed conversion kits. I can be reached 24/7 @ 602-989-2846.

The car body is at a shop in Scottsdale, aprox. 73rd ST. and Earl. All of the other parts are at my house (56th ST. and Bell Rd). No photos, but I could take some. Yes I would like \$1000. + the 5-speed kit, or about \$2,500.

Bill [bgraham426@hotmail.com]

CLASSIFIED ADS-Cont:

FOR SALE: TR7 Spyder and parts and Rover V8 motor & 5speed

Attached are the craigslist adds I've posted

<http://phoenix.craigslist.org/evl/pts/4390117664.html>

<http://phoenix.craigslist.org/evl/cto/4390116372.html>

<http://phoenix.craigslist.org/evl/pts/4365736222.html>

you can call or text me, 480-694-5014

Don Akiyama [akiyamatr7@yahoo.com]

FOR SALE: 1965 Triumph Herald

I was DCTRA newsletter editor from December 1992 until January 1998. Yeah, it was/is a great little car. I'm still not sure about selling it but I got a TR3 that should be done later this year and I haven't driven the Herald since I put it in storage 10 years ago. It's powder blue, 1965, put aftermarket carb and headers on it to get a little more oomph out of it but I have all the old parts. Won the Judges Special Award at Triumphfest in 1994. But, like I said it's been in storage for 10 years. I was figuring on asking \$3000 for it



John Lindly [lindly1907@gmail.com]

FOR SALE: Michelin redline tires, wheels & trim rings

I have a set of Michelin redlines mounted on wheels with trim rings. Tires have a lot of tread left and are in really good condition. I have no idea their value but will negotiate a price.

Anyone interested in them contact me.

Grant Holzworth [gholzworth@gmail.com]

Tel: 704-560-0700

CLASSIFIED ADS-Cont:

FOR SALE: TRIUMPH TR6 J TYPE TRANSMISSION - \$2100 (north phoenix)

INCLUDES:

J Type Overdrive Conversion Kit
LUK Clutch and Pressure Plate
Gunst Throw Out Bearing
Aluminum Fly Wheel (needs machining)
Column Switch and Escution
Speedo Angle Drive
Trans is rebuilt with 0 miles
Syncros and Bearings and Gaskets
Counter Shaft and First and Third Gears Case #CC1240 30

(TRANSMISSION ONLY, SELLS FROM QUANTUM MECHANICS FOR \$2375.00)

PLEASE CALL 602-569-4889

ASK FOR PATRICK

For Sale: Double Deck Car Trailer - \$3000

Made from a 2005 18 foot, H&H Speedloader Tilt Trailer.

Constructed to haul two Triumph Spitfires.

Upper Deck Ramps can be adjusted to increase or decrease the width of the track.

Comes with an electric winch for loading the upper car, two plastic locking cargo boxes, 8 tire-bonnet style tie-down straps, 5 almost new radial trailer tires, spare tire cover and a load balancing hitch.

For Sale: Tow Vehicle 2002 Chevy Avalanche - \$6000

Has Approximately 130K miles. Recently replaced the in-tank fuel pump and the lead pipe with both catalytic converters and O2 sensors. Has electric brake controller already installed and wiring to run the trailer mounted winch. All 5 tires are in good condition with plenty of tread. 350 ci V8 engine with automatic transmission, towing package, Roof mounted Cargo rack, AM/FM CD player, OnStar system. Interior and exterior are both in great condition.



Will sell both together or individually but the trailer must be sold before I can let the vehicle go.

Contact: Joe Curry, Sahuarita, AZ 520-471-1336

Additional photos of the trailer when first built can be seen at:

<http://spitlist.info/Trailer.htm>

DCTRA Club Meeting location:

Note that regular Meeting locations are on the second Tuesday of the Month:



Denny's Restaurant
650 N. Scottsdale Rd.
Tempe, AZ 85281



DCTRA MEMBERSHIP APPLICATION

PLEASE PRINT and return completed form with dues to:

DCTRA
Bev Peterson, Membership
PO Box 3126
Carefree, AZ 85377

or

DCTRA
John Reynolds, Treasurer
806 E. Campus
Tempe, AZ 85282

MEMBER INFO:

Name(s): _____
(as you would like it to appear in the roster)

Address: _____

City: _____ State: _____ Zip: _____

Phone: _____
Home Cel

Email Address: _____

Triumph(s) Owned:

Year Model Commission #

Year Model Commission #

Year Model Commission #

Other British car(s) owned:

Year Make/Model

NOTE: if this membership is for a couple – do both members plan to attend meetings/events and require a name tag?

☐

YES

☐

NO

If NO - name wanted on tag: _____

Dues: \$18/year (due January 1st)

NEW MEMBERS: dues are prorated for the first year at \$1.50 per month.

REDUCED FEES: \$34/2 years OR \$50/3 years

Websites

Desert Centre-Triumph Register of America
www.dctra.org

Triumph Sports Car Club of San Diego	http://clubs.hemmings.com/sandiegotriumph
Portland Triumph Owners Association	www.portlandtriumph.org
Tyee Triumph Club(Seattle)	www.tyee.triumph.org
British Columbia Triumph Registry	www.3.telus.net/bc_triumph_registry
All British Field Meet (Portland)	www.abfm-pdx.com
Vintage Triumph Register	www.vtr.org AND www.vtr2007.com
Triumph 2000/2500/2.5 Register	www.t2000register.org.uk
Rimmer Bros	www.rimmerbros.co.uk
Stag Owners Club	www.stag.org.uk
TR Sports 6 Club	www.tr-register.co.uk/news.htm
British Auto Works (OR)	www.britishautoworks.com
British Wire Wheel	www.britishwirewheel.com
Save Our Cars	www.saveourcars.org
British Car Forum	www.britishcarforum.com
Triumph Travelers Sports Car Club	www.triumphtravelers.org
Southern California Triumph Owners Assn	www.sctoa.org
British Motor Heritage Group	www.heritage-motor-centre.co.uk
6-Pack –USA Club for TR6/TR250 Owners	www.6-pack.org
Okanagan British Car Club (B.C.)	www.obcc.ca
Vintage Sports Car Club of Calgary (Alberta)	www.vsccl.ca
Moss Motors	www.mossmotors.com
Small auction and forum	www.britishcarauction.com
Classic Autosport Magazine	www.classicautosport.net
International Spitfire Database	www.members.cox.net/spitlist
British Motor Club of Utah	www.britishmotorclub.org
Columbia Gorge MGA Club (Classic Gorge Rally)	www.columbiagorgemgaclub.com
Victoria British	www.victoriabritish.com
Triumph Register of Southern California	www.socaltriumphs.org
Hill Country Triumph Club	www.hillcountrytriumphclub.org
Tucson British Car Register	www.tucsonbritish.com
Central Coast British Car Club	www.centralcoastbritishcarclub.com
Texas Triumph Register	www.texastriumphregister.org
Delta Motorsports	www.deltamotorsports.com
C.A.R.S of Phoenix	www.englishbawbsclassics.com



The International Club for TR7 and TR8 Owners

From showroom stock conversions to ground pounding conversions, serving all Triumph Wedge Car owners.


4 color newsletters per year, plus national and regional gatherings at major shows. 25 year archive of technical information to help you keep your car on the road.

Dues: \$15 per year

Triumph Wedge Owners Assn.
1591 People's Creek Rd.
Advance, NC 27006
(336) 998-6501

www.TriumphWedgeOwners.org
info@TriumphWedgeOwners.org

Formerly the TR8 Car Club of America



**JOIN US FOR FREE COFFEE & DONUTS
EVERY SATURDAY MORNING FROM 9AM
ENJOY A RELAXING GET-TOGETHER
WITH YOUR FRIENDS.**

**OUR ENTRANCE IS ON HATCHER
WHERE 8th AVENUE WOULD BE
(IF THERE WAS ONE) - C'MON DOWN!**

e-mail: delta-ms@earthlink.net



*Parts and Accessories
for Fine
British Automobiles*



Fax (602) 971- 8609 Phone (602) 265-8026



[HTTP://WWW.MICROWORKS.NET](http://www.microworks.net)

DAVID W. RIDDLE

20% Labor Discount for DCTRA Members

PO Box 30724
MESA, AZ 85275-0724

TEL: 480-610-8234
DAVE@MICROWORKS.NET



**Moss
Motors**
and Auto Parts Ltd.



**FREE
Catalogs!**

EVERYTHING FOR YOUR BRITISH CLASSIC

- FREE Catalogs
- Same Day Shipping
- 24 Month Warranty
- Customer Loyalty Program
- Warehouses on East and West Coasts
- 50,000 Part Numbers



24
MONTH
WARRANTY
ON ALL CLASSIC BRITISH PARTS.
LONGEST WARRANTY IN THE BUSINESS.



SECURE ONLINE ORDERING!

www.mossmotors.com

DIRECT ORDER
HOTLINE
OPEN 7 DAYS
A WEEK!

CALL TOLL FREE:

800-667-7872

INTERNATIONAL CALLS: 805-881-3400

MOSS

ORDER BY 3:00 PM WEEKDAYS YOUR LOCAL TIME FOR SAME DAY SHIPPING!

BRITISH MASTER MECHANIC & AUTO ELECTRICIAN



REBUILDING & TUNING, CARBURETORS, BRAKING, SUSPENSION,
STEERING, INSTRUMENTS, DISTRIBUTORS, SWITCHES ETC!

AUTO ELECTRICAL REPAIR & FAULT FINDING!

FULLY CERTIFIED WITH OVER 30 YEARS EXPERIENCE!

Specialising in Austin Morris, MG, Triumph, Jaguar, Sunbeam, Lotus, TVR,
Riley, Wolseley, Rolls Royce, Bentley, Land Rover, Alfa Romeo, Fiat,
Lancia and more...

C.A.R.S of PHOENIX ,LLC

2625A E. University Drive

Phoenix, AZ 85034

(623) 824-3777

www.englishbawbsclassics.com

or

www.classicautorestorephoenix.com

email: bobbranton@hotmail.com