

# TRIUMPH TRUMPETER

OFFICIAL NEWSLETTER OF  
THE DESERT CENTRE – TRIUMPH REGISTER OF AMERICA  
Founded: 1980



*Triumph Register of America*

◀ Back



It's a Triumph TR3

**June 2021**

**Vol 41, Issue 6**

<http://www.dctra.org>

Copyrighted by DCTRA June 2021

## **NEXT CLUB MEETING**

June 8, 2021

Meet us for dinner / social @ 6: p.m.

**Denney's Restaurant**

3315 Scottsdale Road; Tempe, AZ

## **2021 CLUB OFFICERS**

### **President**

John Heisser  
623-363-3616  
johnheisser@cox.net

### **Secretary**

Mary White  
518-265-3844  
spook2488@yahoo.com

### **VP & Events**

John Nuss  
602-989-0363  
jknuss@live.com

### **Treasurer**

Armand LaCasse  
602-904-1037  
big.blue.truck@live.com

## **2021 Appointees**

### **Historian**

Armand LaCasse  
602-904-1037  
big.blue.truck@live.com

### **Tech Advisors**

Armand LaCasse  
602-904-1037  
big.blue.truck@live.com

Roy Stoney  
602-231-0706  
royston469@msn.com

### **Membership**

Marvin Miller  
602-380-5564  
Miller2993@cox.net

### **Webmaster**

Dave Riddle  
480-610-8234  
dave@microworks.net

### **Newsletter Editor**

George M Montgomery  
480-295-9317  
georgemonty32@gmail.com

## **ADVERTISING**

**ONE YEAR** placement in the newsletter **AND** a link on the [www.dctra.org](http://www.dctra.org) **website:**

### **AD SIZE – COST**

**FULL PAGE....\$100**

**¼ PAGE.....\$ 35**

**½ PAGE.....\$60**

**BUSINESS CARD....\$25**

**Cover:** Matt & Taylor Reynolds

# Prez Sez – June 2021

John Heisser, President

It's hard to believe that this is the 17 Prez Says I've written and have only presided over 2 in person club meetings, but there is good news, our club's VP John Nuss has spoken to the manager at Denny's and we will be resuming our monthly meetings. John has reserved the meeting room for the second Tuesday of each month beginning June 8<sup>th</sup> hope to see you all there. However, if you feeling sick and not sure why please be respectful of your fellow club members and consider not attending. A fully vaccinated person can still pass Covid-19 on to a person not vaccinated, as for me personally I watch my 3-year-old grandson 2 or 3 days a week and I would hate to pass it on to him.

Got 30 minutes? Not too long ago I read an article in one of the motor sports magazines by one of their staff writers. He was feeling stuck because he had been in his new home with a really nice garage / shop space for a few years and that space still looked like the day they moved in. The space was not organized at all, a sports car sat there without a transmission, the transmission was in boxes somewhere in it stacks with other boxes, the electrical and lighting was not adequate, he needed storage cabinets, shelving and a work bench. He was waiting for the time when he had a few full days to get in there and start putting together the dream shop he invasion when he bought the house, but with work and family obligations those few days were filled with other priorities. His solution was to take 30 minutes a day usually between when he got home from work and before dinner, he even set a timer, when the timer sounded he would stop what he was doing. He even found that if he had 30 spare minutes he go out and work on some project. After a few months of doing this space was more organized, lights and electrical were all upgraded, and a clean ready to assemble transmission and parts were laid out on top of the new work bench. I can relate to this, my TR8 has an oil leak that requires removing the intake manifold and gasket / valley cover (one piece stamped sheet metal) this repair should only take 3 to 4 hours with no problems. When I had an afternoon of spare time there was always something else to do or I just didn't feel like doing it. So last week I had about an hour so I raised the car up on blocks and drained the radiator and engine block, the next day I removed everything necessary to pull off the intake manifold. Remember when I said 3 to 4 hours with no problems? Well, I did have a few problems but that's another story, after 3, 1 to 2 hours secessions I'm at the point where a clean intake manifold, all related hardware and new gasket are on the work bench ready to be installed.

So, do you have 30 minutes to spare? A lot can be accomplished in 30 minutes; I have a suggestion, take 30 minutes to fill out your registration form for Triumphest 2021 and get it summited. Then take another 30 minutes to consider volunteering for Triumphest 2021, then let Ron Cole or any member of the Triumphest 2021 Committee know you are available to help out, an hour or two of your time will all but guarantee that DCTRA will have another successful event.

Last but certainly not least, I would like to apologize to all the mothers in the club for not acknowledging Mother's Day last month. Please accept my belated Happy Mother's Day, hope you were able spend time with you children. Also, Memorable Day was just a few days ago to all the Veterans in our club; Thank You for Your Service. That being said I would like offer this thought about Father's Day, the most important job a man can have is being a father, the best job a man can have is being a grandpa.

Thanks John

\*\*\*\*\*

## EDITOR'S DESK

George M Montgomery, Editor

We are finally getting to have a in-person business meeting this month. Our Vice-President, John Nuss, has contacted our usual meeting place, Denny's and they said they are now open and ready for us. Most Denny's have been open and practicing the recommended Covid 19 protocol with sanitizing each booth or table after diners eat, plastic shields between booths, limiting the number of dining guests, the wearing of masks, etc. My wife and I have been dining at a couple of Denny's near us. The problem with our meeting place was not being able to seat large groups over ten diners, and still keep the "social distancing".

One of our long time, now non-resident members, Matt Reynolds just got married. Matt is the son of our member, John Reynolds. There was a Meet Our Members article about Matt, posted here a few years ago. Matt grew up in this club helping his dad work on Triumphs and motorcycles. While in high school, Matt found a rusted TR6 and started a frame up restoration. When he completed it, they drove it to a Portland, OR Triumph meet where the car won the Best of Show. That's quite an accomplishment for a teenager. While in college studying engineering, Matt bought a TR3 and began a restoration of it. He eventually sold the TR6 to a California couple who flew here, Tempe, AZ and immediately drove it in the Copper State 1,000. That shows their confidence in this young man. When Matt graduated from college as an engineer, he got a job with a local engineering firm for a couple of years. Then he got a new job with a new firm in Tennessee.

Matt recently got married. Their wedding picture is on the cover of this issue. Taylor must be a special young lady to marry someone who is also in love with a Triumph. Best of wishes, Matt, to you and your bride. That's a lovely picture of the two of you. Should you get back home for a visit, please try to make a DCTRA meeting and bring Taylor. We would like to meet her.

I have a couple of trips to make during the next two months. On the 12<sup>th</sup> of June I am driving to Burleson, TX, to spend three days with an old college buddy, then up to Oklahoma City to spend a week with my sister. While there I'll spend a weekend at a resort in far north OKC for my 60<sup>th</sup> high school reunion. Then I'll hurry back here to Mesa for an eye surgery on the 30<sup>th</sup>. The next morning, July 1<sup>st</sup>. I'll fly to Atlanta, GA for a week with my daughter. On the 8<sup>th</sup> I'll fly back, bringing my youngest grandson. I have all of the DCTRA files with me on my laptop and should be able to prepare the Triumph TRumpeter while I'm on the road.

I hope to see you at our first in-person meeting in over a year. I've missed getting to see some of you.

George

\*\*\*\*\*

## June 2021 Membership Report:

Membership totals remain unchanged this month as there are no new members to announce. Name badges were received from the vendor and have been mailed to our seven newest members. Six large envelopes with badges & packets were sent. An order was placed and received of DCTRA business cards.

Marv Miller  
Membership  
[miller2993@cox.net](mailto:miller2993@cox.net)  
(602) 380-5564

**Application form on page 15**



## Minutes

# Desert Centre Triumph Register of America DCTRA Meeting Minutes

MAY 11, 2021

The May meeting of The DCTRA was held via ZOOM hosted by John & Kathy Nuss. The meeting was called to order @ 7:06 p.m. by John Heisser, President.

**Members present:** John & Kathy Nuss, John Heisser, Armand LaCasse, Michael & Jacqueline Divine, Ron Cole, Bill Close, Marv Miller, Deboral Cooke, Dave Riddle, Robert Duffy, Carl & Patty Miller, Chuck Kerzan, Mary White.

**Minutes:** The minutes of last month's meeting were approved as they appear in The Newsletter. Many thanks to John & Kathy Nuss for filling in as Recording Secretary at the last minute.

**Treasurer's report:** Armand LaCasse reporting 1 new membership and more Triumphest registrations in. Expenditure to Dave Riddle for Movie Night.

**Membership:** Marv Miller reporting that the recently ordered Name Tags are in. One was sent back for correction.

**Newsletter:** No report

**Events:** John Nuss reports he is contacting Manager of Denny's Restaurant Scottsdale Rd about possibility of resuming our in-person meetings there. John Heisser proposed a meeting @ Martin Auto Museum Phoenix.

**Technical:** Armand discussing wiring harness & other electrical subjects and preparing his Tech Talk for Triumphest. Dave Riddle shared his work on gauges. Chuck Kerzan described completing his project of switching his '59 TR3 to wire wheels.

**Old Business:** Many thanks to Dave Riddle & Dana Duncan for Enjoyable Successful Movie Night.

**New Business:** Ron Cole reporting that Triumphest Committee met recently by Zoom and progressing. 23 registrations in. Ron urging our members to complete their registrations ASAP -as we are hoping for 150.

Motion to adjourn @ 7:51 p.m.

Respectively Submitted,

Mary A White

\*\*\*\*\*

**NEXT CLUB MEETING** Business Meeting Starts @ 7:00 p.m.  
**June 8, 2021, in-person** a Zoom link will be sent out also.

# Calendar of Events

## DCTRA & British Auto Events 2021:

**June 8<sup>th</sup>, 2021** DCTRA Business Meeting – **In-Person Meeting**

**Sep 14-18, 2021**—VTR National Meet, Edmond, OK

**Oct 14-16, 2021** --Triumphfest 2021, Flagstaff, AZ

### Regular Occurrence Events      **Status of All Events Are Unknown Presently**

~~Hunts Donuts—3<sup>rd</sup> Thursday University and the Loop 101~~

~~Cruz'n at Phil's—(every Sunday) Phil's Filling Station Fountain Hills, AZ~~

~~Cars N Coffee—1<sup>st</sup> Saturday of the month, Mayo Blvd & Scottsdale Rd~~

~~Cars N Coffee—2<sup>nd</sup> Saturday of the month, Alpie's at Troon~~

~~Cars N Coffee—3<sup>rd</sup> Saturday of the month, Penske Auto Museum~~

~~Pavilions McDonald's—every Saturday night. 101 & Indian Bend.~~

\*\*\*\*\*

## Our web master



HTTP://WWW.MICROWORKS.NET

**DAVID W. RIDDLE**

Parts at cost & 20% discount on labor to  
DCTRA Members

PO Box 30724  
MESA, AZ 85275-0724

TEL: 480-610-8234  
DAVE@MICROWORKS.NET



# Technical Corner

## How to easily, quickly detail your paint

First step: This plan calls for using with the [Griot's Garage](#) lineup so we'd be working with compatible products that are easy to source. It also calls for using a random orbital polisher.

### Step 1: Quick Detail

Notice that we're not bucket-washing the car, since that just makes a mess.

To remove any dust and dirt grab some Griot's quick detail and a fluffy microfiber towel, squirting and wiping along the lines of the car. (You can buy Speed Shine by the gallon—about \$35 instead.)

### Step 2: Clay Pad

A clay bar pulls out contaminants from the paint. Lubricate the paint with some quick detail and simply wipe the clay bar over the finish, again working with the lines of the car. Drop that clay bar, though, and it will pick up everything from the ground, rendering it useless.

Instead you may use Griot's Brilliant Finish Synthetic Clay pad, a \$25 investment. When necessary, just rinse it in the sink.



After running the clay bar over each panel—you can feel the coefficient of friction between the pad and paint drop after each pass—wipe up any remaining product with a clean, fluffy microfiber towel.

After this step, the paint should feel smooth—almost glasslike.

### Step 3: Polish

Now to fire up that buffer. Use the Griot's Correcting Cream on an orange buffer pad, use with the milder black pad if your paint is original and you want to worry about stuff. A bottle of the polish (about

## Technical Corner (cont.)

\$24 for a pint) goes a long, long way, as you just apply a few dabs to the pad (figure about \$28 for a pair of 6.5-inch pads).

Place the buffer on the paint and turn it on—set the speed to 3.5 to 4.5. Then just buff each panel, again working with the lines of the car. Wipe off any excess and go to the next panel.

Not only will you now see more shine, but you could feel the difference—our paint felt even smoother than before.

### Step 4: Fine Polish

Repeat Step 3 but sub in Perfecting Cream, an even finer polish for even more shine. (A pint retails for about \$20 and will last forever.)

Use a black polishing pad and followed the same procedure: Apply a few small dabs to the pad, put the pad against the panel, and then turn on the buffer to 3.5 to 4.5. Then we worked that panel, moving with the lines of the car.

Remember what as said earlier about the paint feeling like glass? That was wrong—*now* it feels like glass.

### Step 5: Wax

Time to protect that rejuvenated finish with some wax, and what is recommended is Griot's Liquid Poly Wax, a synthetic product that would hold up and deliver a deep gloss.

It costs about \$20 for a pint, although for \$5 more get the wax packaged with a foam applicator and wax removal towel—like a microfiber take on traditional terry. Score.





## Technical Corner (cont.)

Remember the misery of waxing a car back in the day? No more: Now you just wipe on the wax, let it dry, and then buffe off any remainder. It will be surprisingly easy.

### Step 6: Ceramic 3-In-1 Wax

It is recommended to use Griot's Ceramic 3-In-1 Wax for your daily drivers because it's easy to apply and delivers a tough, long-lasting finish. Call this an optional step: After letting the wax sit for a day, can apply a coat of Ceramic 3-In-1.

The application process is fairly easy: Spray the wax on the paint, spread it around with a microfiber towel, let the product dry, and then buff to a shine. Plus, the stuff smells good. A 22-ounce bottle sells for about \$20 and, again, a little goes a long way.

So, that's the total paint regimen. It sounds like a lot—six full steps—but in reality, everything will come off easily. This could be an evening project before that next Sunday drive or cars and coffee.

Afterward, throw the microfiber towels and pads in the washer with a little Woolite. Just remember: no fabric softeners for microfibers, and don't run them through the dryer with any other fabrics.


\*\*\*\*\*

## Movie Night

Article by George M Montgomery

On May the first, we were invited to the home of DCTRA's new member, Dana & Denise Duncan, for an outdoor movie. Chili and cornbread was prepared by Dave Riddle. Various condiments were furnished such as: cheese, onions, and a selection of desserts. The movie, Ford vs. Ferrari, was shown on a wall on the side of Dana's shop building. Twenty members attended and all had a good time. Unfortunately, I did not any photos and no one sent me any.

.....




## TRIUMPHFEST 2021

Flagstaff Arizona

October 14-15-16-17 2021

Triumphfest provides the thrill of driving our TR's to a destination just like the "old days" At the Triumphfest we will enjoy 'Funcours', Autocross, Funkhana, Awards Banquet, Tech Session, and opportunity to meet with our Triumph friends, what a great time !




Hosted by  
Desert Centre Triumph Register of America  
[www.triumphfest.com](http://www.triumphfest.com)

## Triumphfest 2021 Events



Funcours Car Show



Autocross

Funkhana

Tech Session

Hospitality Party

Banquet

Awards

Raffle prizes

Vendors

Rallies

Regalia

Model/Photo Contest

Walking Tours

Scenic Drives

Dinner Cruises in your TR

\*\*\*\*\*

## CLASSIFIED ADS:

### FOR SALE:

Retired auto body man looking to find a buyer for a decent 73 tr6.anybody can contact me for more info Number 3 car, runs super high performance additions added, lots of extra parts including new top, pressure plate and clutch, door panels, service manuals, roll bar, leather seat covers and pads, and more. Call or text for more info. Pics are available. Asking \$8,700 obo cash

Mike Lesniak  
1701 S Yellow Brick Rd  
Chino Valley AZ 86323  
928-710-4259



2/20

\*\*\*\*\*

**For sale:** Clutch Master Cylinder – new  
For '63-'80 Spitfire \$30

David Faulkner - 480-656-4366  
[rottendave@cox.net](mailto:rottendave@cox.net)

12-19

.....

## CLASSIFIED ADS: (cont)

### FOR SALE:

TR6 Roll Cage. \$475.00. I cleaned it up. Sanded it down to remove paint. And applied 2 coats of grey primer. I was going to spray paint it black, but it's ready for someone to choose their color.



Please contact me either on email at:

john.carroll@wbhsi.net

or text at [480 622 8502](tel:4806228502)

John Carroll.

03.2019

\*\*\*\*\*

### For Sale:

Upper and Lower hinges for left door of TR3A/B. These hinges are unused and are applicable to TR3A commission numbers TS60001 and *higher and the TR3B*. The Moss Motors part numbers are: 803-470 and 803-490 The Moss Motors website cites them as in "low supply" and is asking \$59.99/each. Asking \$50 for the pair.



Bo Shaw

Email: [boshaw@live.com](mailto:boshaw@live.com)

Cell: 760-977-6612

\*\*\*\*\*

### FOR SALE:

1975 Triumph TR-6 (Java) Commission No. CF398454, Complete frame off restoration ~74,000 miles, but only 1000 since restored, Original Java green with black interior Many upgrades, too many to list here. Webbers and Overdrive. Leather seats Car is in the Dallas/Fort Worth area Asking: ~~\$29,500.00~~ Reduced to \$25,000

Contact me for other questions:

Jack Morris

(C) 817.401.2549

jack@ppitx.com

8-2019

\*\*\*\*\*




## CLASSIFIED ADS: (cont)

### FOR SALE:

Engine has 83,000 miles and was running when removed.

Transmission runs good.

Email Mike Blachut: [mblachut@yahoo.com](mailto:mblachut@yahoo.com) and make offer



---

### FOR SALE:

I have two TR6, one a 1974 that I purchased new, runs good, very clean.

The other doesn't run, looks rough but complete. Both French blue with overdrive.

I'm getting up in age and the winters in Montana are not made for touring cars.

I'm only down here in Arizona for a couple of months. I thought figured I try selling these to someone that can more use out of them.

Looking for \$14,500 for both. Two for the price of one.

Could part out the 1975 or fix it up.

Need to sell both as one.

Thanks

Harold (406)459 9184

--

Harold and Pam (Mann) Egginton      3.21

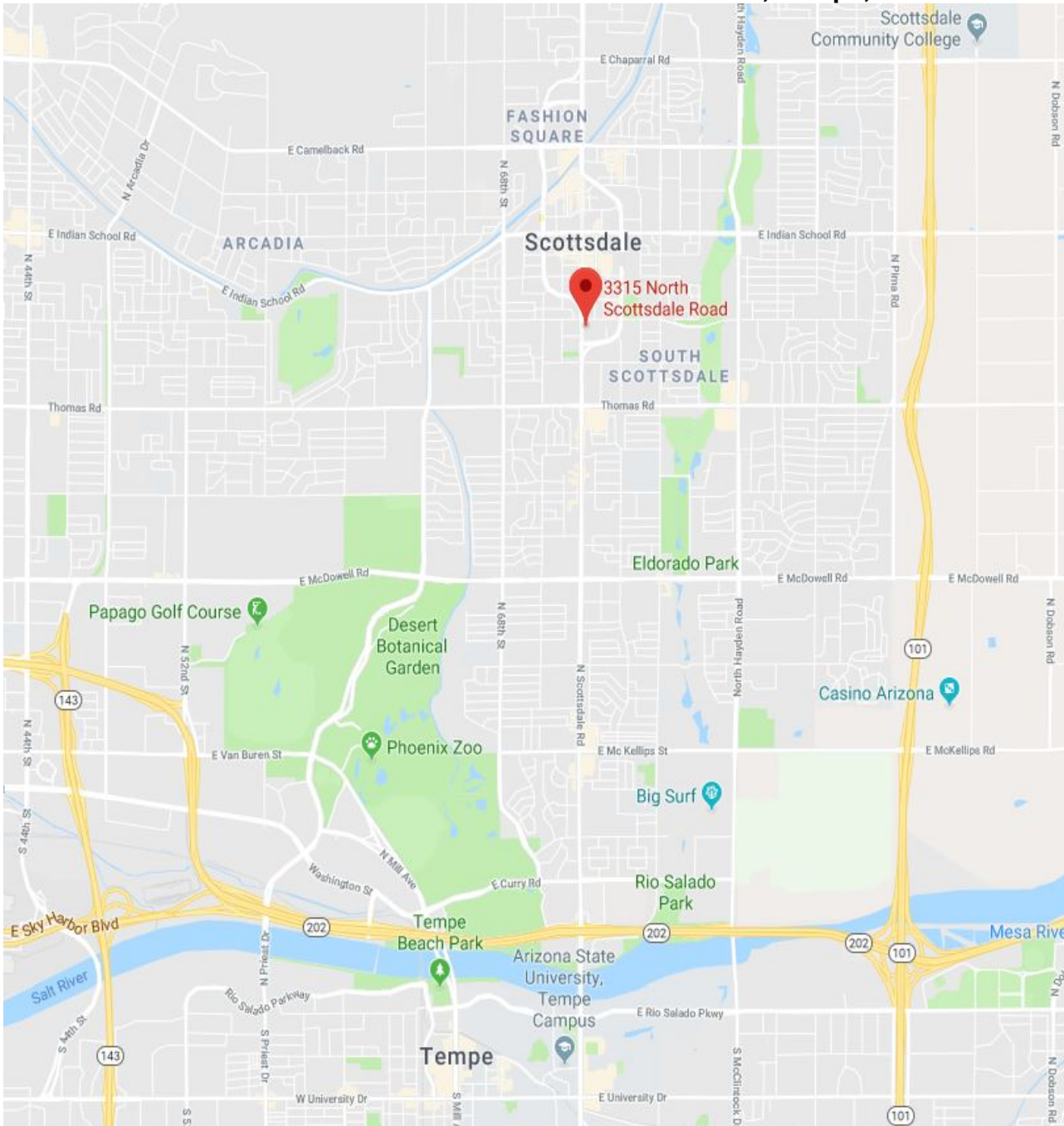
\*\*\*\*\*

# DCTRA Club Meeting Location:

Note: Regular business meets are held on the second Tuesday of each month.

At: **Denney's Restaurant**

**3315 Scottsdale Road; Tempe, AZ**







## DCTRA MEMBERSHIP APPLICATION

PLEASE PRINT and return completed form with the correct amount of dues to:

DCTRA  
Marvin Miller, Membership Chairperson  
18811 N. Ginger Dr. Sun City West, AZ 85375  
Phone: 602-380-5564 Email: miller2993@cox.net

☐

**NEW MEMBER:**

☐

**RENEWING MEMBER:**

**MEMBER INFO (please print):**

Name(s): \_\_\_\_\_

Address: \_\_\_\_\_

City: \_\_\_\_\_ State: \_\_\_\_\_ Zip: \_\_\_\_\_

Phone: \_\_\_\_\_

Home

Cell

Email Address: \_\_\_\_\_

**Classic Vehicles Owned:**

Year	_____	Model	_____	Commission #	_____
------	-------	-------	-------	--------------	-------

Year	_____	Model	_____	Commission #	_____
------	-------	-------	-------	--------------	-------

Year	_____	Model	_____	Commission #	_____
------	-------	-------	-------	--------------	-------

**Each household membership includes one name badge. Additional name badges are available at the cost of \$6.00 each.**

Name wanted on badge(s): \_\_\_\_\_

\_\_\_\_\_

\_\_\_\_\_

Do you want added to the Membership Contact list YES \_\_\_\_\_ NO \_\_\_\_\_

How are you paying your dues: CHECK \_\_\_\_\_ CASH \_\_\_\_\_ PAYPAL \_\_\_\_\_ (add \$2.00 process fee)

**PLEASE NOTE:**

If a new member is joining between January 1 and September 30- One-year dues are \$20.00, two-year dues are \$37.00 and three-year dues are \$55.00. If a new member is joining between October 1 and December 31- One-year dues are \$25.00, two-year dues are \$42.00, and three-year dues are \$60.00. This allows everyone's dues to become payable on January 1 of the appropriate year.

# Regalia

We also have Grill badges (\$25.00 each), Lapel pins (\$5.00 each) and License plate frames (15.00 each) available for purchase.



Grille badge (3 inch diameter)



Lapel pin (3/4 inch diameter)



Licenses plate frame

Membership fee	_____
Name tags @ \$6.00 each	_____
Grille badges @ \$25.00 each	_____
Lapel pins @ \$5.00 each	_____
License plate frame @ \$15 each	_____
Total enclosed	_____

Additional Space for more information:

---

---

---

---

---

---

---

# Websites

Desert Centre-Triumph Register of America  
[www.dctra.org](http://www.dctra.org)

Triumph Sports Car Club of San Diego	<a href="http://clubs.hemmings.com/sandiegotriumph">http://clubs.hemmings.com/sandiegotriumph</a>
Portland Triumph Owners Association	<a href="http://www.portlandtriumph.org">www.portlandtriumph.org</a>
Tyee Triumph Club(Seattle)	<a href="http://www.tyee.triumph.org">www.tyee.triumph.org</a>
British Columbia Triumph Registry	<a href="http://www.3.telus.net/bc_triumph_registry">www.3.telus.net/bc_triumph_registry</a>
All British Field Meet (Portland)	<a href="http://www.abfm-pdx.com">www.abfm-pdx.com</a>
Vintage Triumph Register	<a href="http://www.vtr.org">www.vtr.org</a> AND <a href="http://www.vtr2007.com">www.vtr2007.com</a>
Triumph 2000/2500/2.5 Register	<a href="http://www.t2000register.org.uk">www.t2000register.org.uk</a>
Rimmer Bros	<a href="http://www.rimmerbros.co.uk">www.rimmerbros.co.uk</a>
Stag Owners Club	<a href="http://www.stag.org.uk">www.stag.org.uk</a>
TR Sports 6 Club	<a href="http://www.tr-register.co.uk/news.htm">www.tr-register.co.uk/news.htm</a>
British Auto Works (OR)	<a href="http://www.britishautoworks.com">www.britishautoworks.com</a>
British Wire Wheel	<a href="http://www.britishwirewheel.com">www.britishwirewheel.com</a>
Save Our Cars	<a href="http://www.saveourcars.org">www.saveourcars.org</a>
British Car Forum	<a href="http://www.britishcarforum.com">www.britishcarforum.com</a>
Triumph Travelers Sports Car Club	<a href="http://www.triumphtravelers.org">www.triumphtravelers.org</a>
Southern California Triumph Owners Assn	<a href="http://www.sctoa.org">www.sctoa.org</a>
British Motor Heritage Group	<a href="http://www.heritage-motor-centre.co.uk">www.heritage-motor-centre.co.uk</a>
6-Pack –USA Club for TR6/TR250 Owners	<a href="http://www.6-pack.org">www.6-pack.org</a>
Okanagan British Car Club (B.C.)	<a href="http://www.obcc.ca">www.obcc.ca</a>
Vintage Sports Car Club of Calgary (Alberta)	<a href="http://www.vsgcc.ca">www.vsgcc.ca</a>
Moss Motors	<a href="http://www.mossmotors.com">www.mossmotors.com</a>
Small auction and forum	<a href="http://www.britishcarauction.com">www.britishcarauction.com</a>
Classic Autosport Magazine	<a href="http://www.classicautosport.net">www.classicautosport.net</a>
International Spitfire Database	<a href="http://www.members.cox.net/spitlist">www.members.cox.net/spitlist</a>
British Motor Club of Utah	<a href="http://www.britishmotorclub.org">www.britishmotorclub.org</a>
Columbia Gorge MGA Club (Classic Gorge Rally)	<a href="http://www.columbiagorgemgaclub.com">www.columbiagorgemgaclub.com</a>
Victoria British	<a href="http://www.victoriabritish.com">www.victoriabritish.com</a>
Triumph Register of Southern California	<a href="http://www.socaltriumphs.org">www.socaltriumphs.org</a>
Hill Country Triumph Club	<a href="http://www.hillcountrytriumphclub.org">www.hillcountrytriumphclub.org</a>
Tucson British Car Register	<a href="http://www.tucsonbritish.com">www.tucsonbritish.com</a>
Central Coast British Car Club	<a href="http://www.centralcoastbritishcarclub.com">www.centralcoastbritishcarclub.com</a>
Texas Triumph Register	<a href="http://www.texas triumphregister.org">www.texas triumphregister.org</a>
Delta Motorsports	<a href="http://www.deltamotorsports.com">www.deltamotorsports.com</a>
C.A.R.S of Phoenix	<a href="http://www.englishbawbsclassics.com">www.englishbawbsclassics.com</a>